



International Union for the Scientific Study of Population ■ IUSSP
Union internationale pour l'étude scientifique de la population ■ UIESP

2010 IUSSP Membership Survey

Table of contents

	<i>Page</i>
Introduction	2
Executive summary	3
I/ Representativeness of the sample compared to IUSSP members (and students)	5
II/ IUSSP membership	6
III/ What members do	9
IV/ Emails	11
V/ Website	12
VI/ Bulletin	22
VII/ IUSSP languages	24
VIII/ Additional suggestions for improvements	26
IX/ Respondents socio-demographics	27
<i>Annex 1. Cross-tabulations of Q14 by region, age-group and frequency of website visits</i>	<i>28</i>
<i>Annex 2. Questionnaire for the 2010 IUSSP Membership Survey</i>	<i>34</i>

Introduction

For the first time in its long history, the IUSSP decided to carry out a general survey of its members. The objectives of the survey were to evaluate member interest in potential new features for the IUSSP website, their overall use of the website and other member services and activities, and provide an opportunity for members to suggest ways to improve services.

This anonymous survey of IUSSP members, student members and former members was conducted online from 31 August to 21 September 2010. A total of 4,194 people were contacted by email (several hundred of these emails were no longer in use). The total number of respondents was 1,338. The response rate was 40% for members and students and 20% for former members and students (bounced emails not included). Respondents included: 843 members, 288 students, 137 former members and 65 former students.

The questionnaire could be answered in English or in French: 80% responded in English and 20% in French.

Results in this report are provided based on respondents to a given question or set of questions (non-respondents are not included). For graphs using cross-tabulations with socio-demographic questions (which were placed at the end of the questionnaire) the number of respondents is approximately 1,200.

Except when indicated explicitly, responses of student members and former members are included.

Respondents to the survey largely reflected the geographic, age and gender distribution of the full membership.

This report follows the order of the questions in the survey.

Executive Summary

Many comments indicated respondents' approval of the survey and of IUSSP efforts to seek members' opinions.

New features for the website:

New features considered "very appealing and useful" by over 50% of respondents include:

- *event calendar*;
- *news feed on population issues*; and a
- *comprehensive search tool for the Membership Directory*.

- An *e-newsletter*, was also ranked highly by 47 % of respondents.

Online discussion forums and email list-serves; "self-run" interest groups; collaborative wiki pages, and cyber-seminars, which would allow more members to participate in self-administered activities, are less of a priority compared to features mentioned above. These website features are seen as "very appealing and useful" by 24-30% of respondents (192 to 329 individuals depending on the feature) and "not at all appealing or useful" by 17-22%, with a further 7-24% not knowing what the feature provided.

Younger respondents and those residing in Asia, Africa, and Latin America were more likely to find new features for the website "very appealing and useful" compared to older respondents and those residing in North America and Europe.

Write-in suggestions: In addition respondents added write-in suggestions for new features and improvements to the current website.

New features: These include a more comprehensive search tool for the entire website, in particular for publications; condensed version of the announcements sent periodically; online manuscript review system; a button for translation software; a tool to facilitate interactions of members in the same region; a message board; a student corner; somewhere to place members' suggestions.

Improvements in the presentation of information: Improve website ergonomics; make priority items accessible directly from home page; explain what IUSSP and groups are doing and how IUSSP works; update information.

Additional content: JSTOR; access to free online publications; access to datasets; lists of institutions, training opportunities, funding opportunities.

Additional services: Online training modules and mentoring; documents to teach members how to prepare papers, presentations, posters, proposals.

Current use of website:

Two-thirds of respondents visit the website several times per year or less; only one-third of respondents visit the website several times per month or more. A small majority (over 50%) of respondents from Asia and Africa visit the website several times per month or several times per week, despite being less likely to have access to a free broadband connection, suggesting the IUSSP website is an important source of information for members in these regions: they are more likely to visit web pages with calls for papers, list of publications, links and resources in demography, jobs, and training activity pages. Members in Asia and Africa are thus the group of members that is most likely to use and benefit from new website features. As they more rarely attend IUSSP seminars, the website is the feature that offers them the most possibilities to access information and network with colleagues.

Languages and IUSSP Bulletin:

While 80% of respondents answered the questionnaire in English and the majority of respondents (88%) read the Bulletin and scientific papers in English, 24% of respondents in Africa and 13% in Latin America say they only have an approximate understanding of English. A majority of those who have an approximate understanding of English and of those who answered the survey in French indicate that they prefer to have English and French texts in the Bulletin side-by-side suggesting that the bilingual bulletin may serve as an aide in learning English.

Other suggestions for improvements:

Many write-in comments expressed respondents' satisfaction with the website and services, indicated their approval of the survey and the possibility of future additional features and services. Respondents also made additional suggestions and signalled areas where the IUSSP could, with limited effort and cost, improve IUSSP services to members. Two key areas:

Improve communication on what's available and how the IUSSP operates. Many answers indicate that members are insufficiently aware of what is already available, in particular on the website, and also on how the IUSSP operates. Providing this information would also respond to members' criticism that IUSSP lacks transparency.

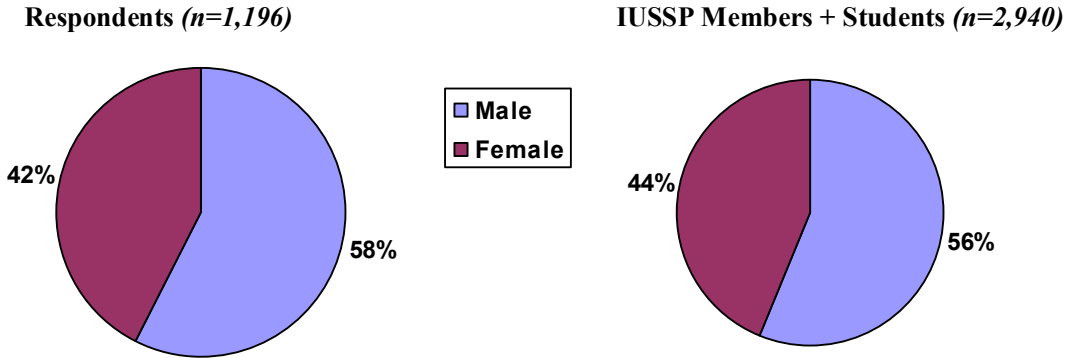
Clarify membership benefits and facilitate payments and renewal. Responses to open-ended questions indicate a need to clarify membership renewal procedures and facilitate payment for those who cannot pay online (particularly those based in developing countries).

I/ Representativeness of the sample compared to IUSSP members (and students)

Respondents to the survey largely reflected the geographic, age and gender distribution of the full membership. North Americans and Europeans were slightly under-represented and Africans and Asians were slightly over-represented.

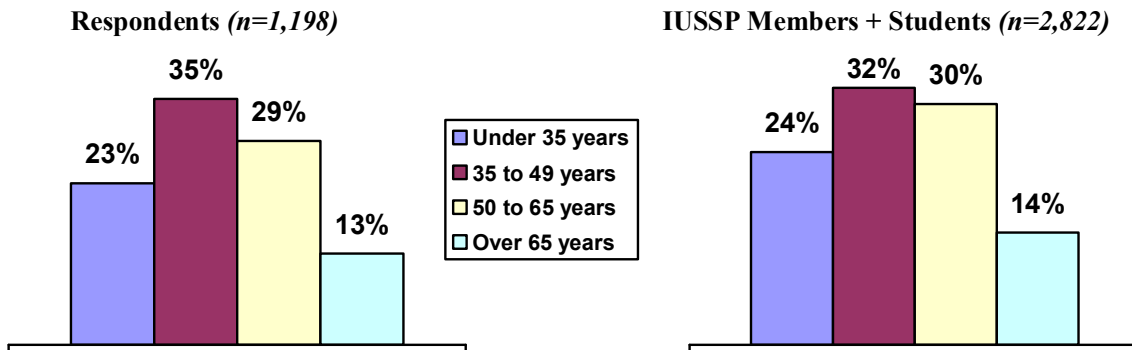
1) Gender:

The sex ratio of respondents is similar to that of IUSSP members and students.



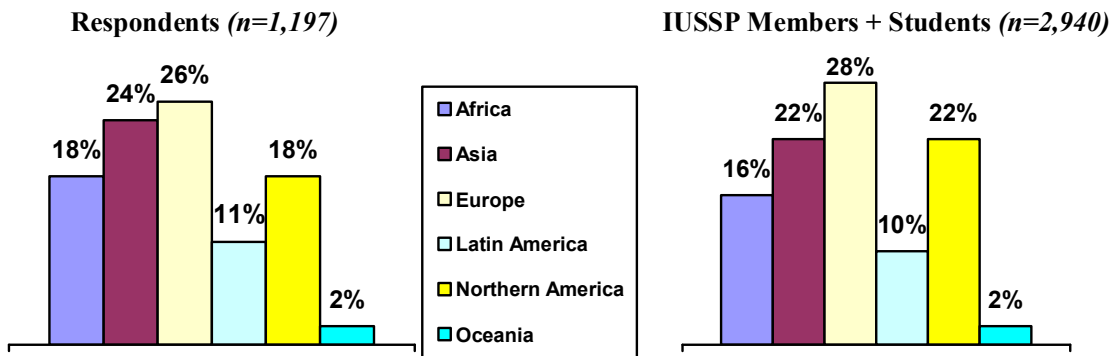
2) Age:

The proportion of respondents from each of the four age groups is more or less similar to that of IUSSP members and students, with a slight over-representation of the age group 35-49 y. (35% vs. 32%).



3) Continent of residence:

The proportion of respondents from each global region is similar to that of IUSSP members and students, but it should be noted that there is a slight under-representation of North Americans (18% vs. 22%) and Europeans (26% vs. 28%) and an over-representation of members from Africa (18% vs. 16%) and Asia (24% vs. 22%).



Respondents: Africa (n=221); Asia (n=288); Europe (n=316); Latin Am. (n=131); North Am. (n=216); Oceania (n=25).

It should be taken into consideration throughout the survey that there are only 25 respondents from Oceania.

II/ IUSSP membership

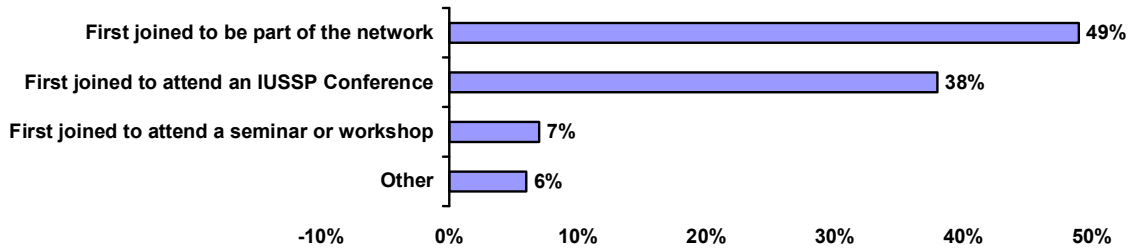
Q1/ Why did you first join the IUSSP?

A majority of respondents initially joined just to be members of a network (49%). This is particularly the case for respondents based in Africa (60%).

The second main reason for joining was to attend an IUSSP Conference (38%). This is the case for Latin Americans (52%) and Europeans (47%) [*presumably related to the Bahia and Tours conferences in 2001 and 2005*].

Only a small proportion of respondents joined to attend an IUSSP seminar or workshop (7%) or another reason (6%).

Q1/ Reasons for joining the IUSSP

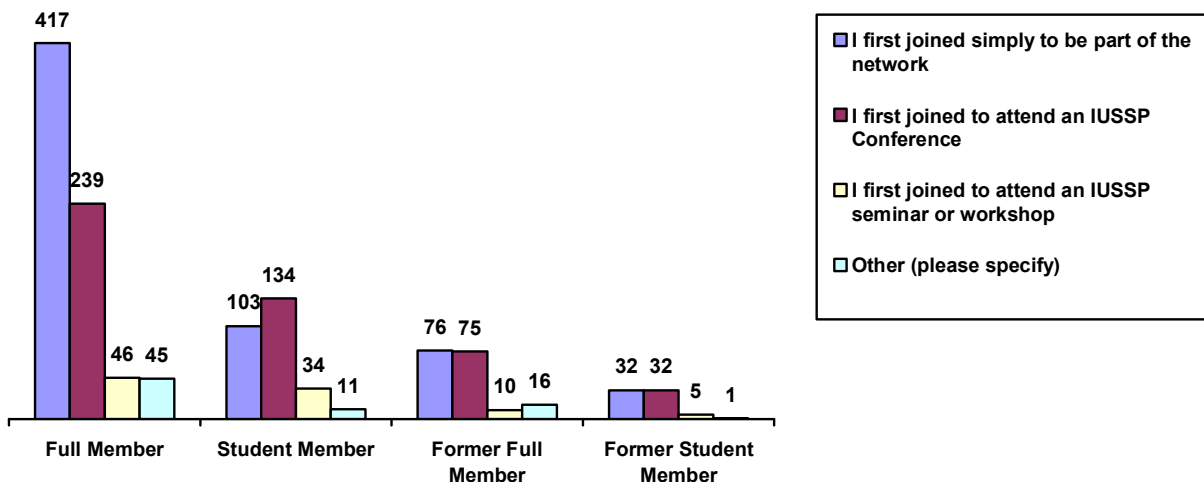


Among other reasons mentioned for joining the IUSSP:

- prestige;
- following suggestion from colleagues;
- via another institution (PAA, EAPS, CNF6*Comité National Français de l'UIESP*);
- after having been invited by the IUSSP as a consultant or a panel chair;
- as students in demography (seemed natural);
- for the various benefits and possibilities to interact with colleagues (access to publications, journals, papers and general information; enhancement of professional capacity and knowledge on population issues; collaboration with others).

A majority of Full Members initially joined to be members of the network, whereas most students and former members initially joined to attend a conference.

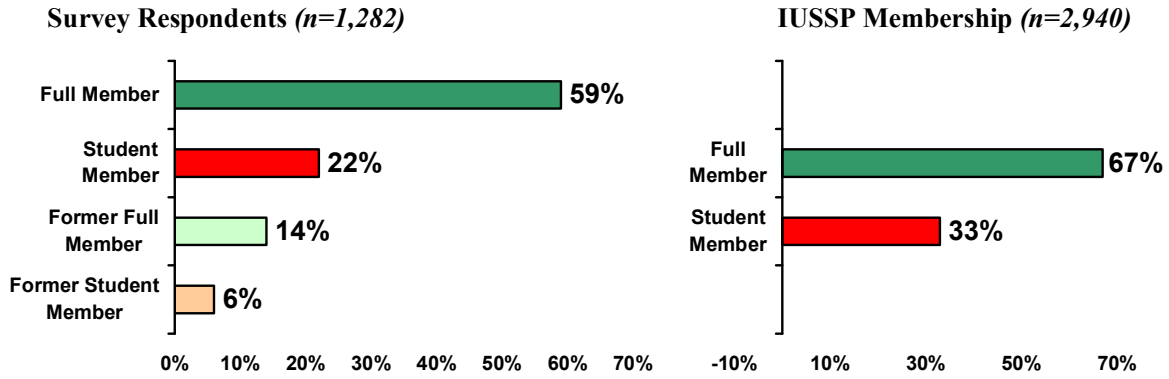
Q1/ Reasons for joining the IUSSP by status (in numbers)



Q2/ Are you presently a full Member or a Student Member of the IUSSP?

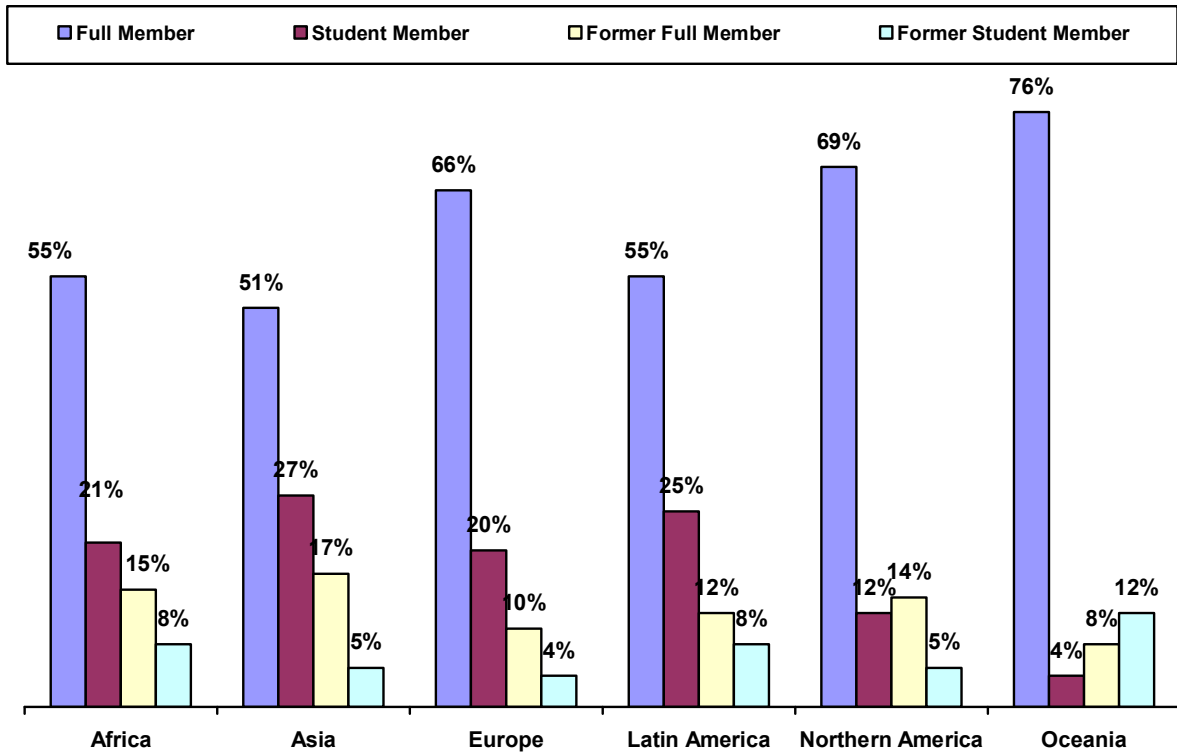
Most respondents are Full Members (59%) or Student Members (22%); 20% are former Members or Student Members. All together Full Members represent 73% of the sample, which is slightly more than the proportion of Full Members in the IUSSP Membership (67%).

Member Status



There is a larger proportion of Student Members among respondents in Latin America (33%), Asia (32%) and Africa (29%), as compared to Europe (24%), North America (17%) and Oceania (16%).

Q2/ Status of respondents by Region

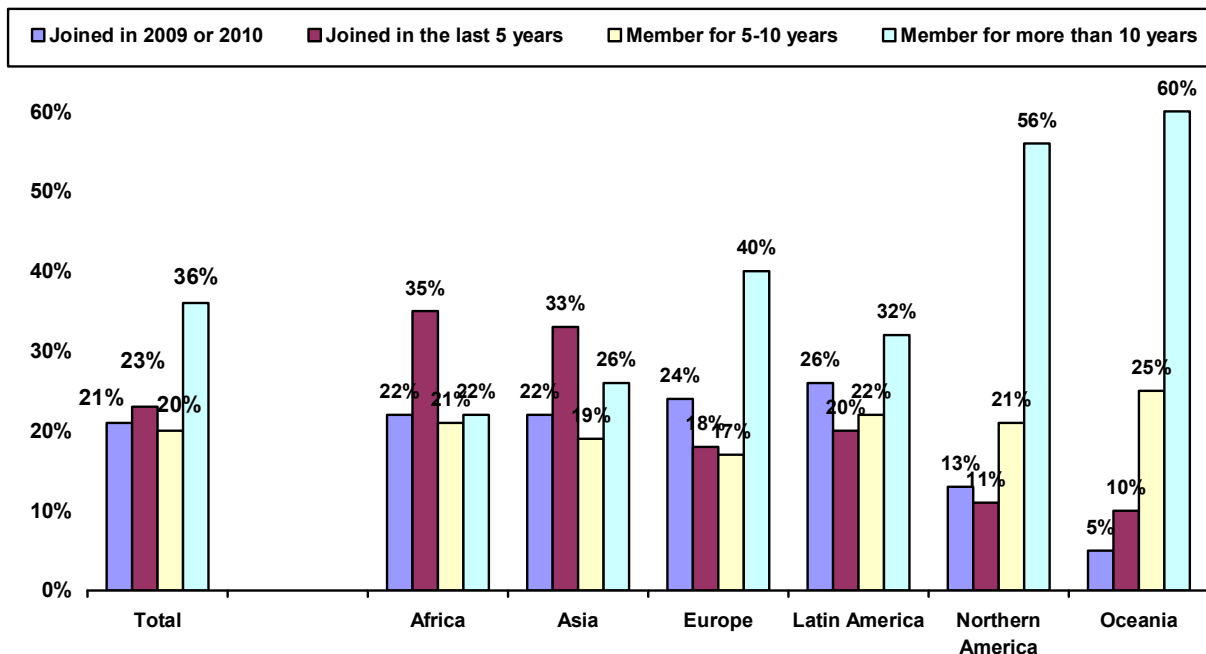


Q3/ How many years have you been a member? [Filter: present members and students]

A majority of respondents among present Members and Student Members have been members for at least 5 years (36% more than 10 years; 20% 5 to 10 years); 23% joined in the last 5 years and 20% joined in 2009 or 2010 (see Total in figure below).

Respondents from Africa and Asia are often recent members (less than 5 years), respondents from other regions have often been members for a longer time (more than 10 years).

Q3/ When members joined by Region. (n = 964)



Q4b/ Why don't you renew every year? [Filter: present members and students]

A total of 185 respondents answered this question.

The main reasons for not renewing regularly every year are:

- cost (42 respondents, especially for developing country members and for developed country students*);
- difficulty to pay online in euro or USD (24 respondents, mainly Africa and a few from Asia);
- because they forget (24 respondents).

Q4F2/ Why did you not renew your membership? [Filter: former members and students]

A total of 169 respondents answered this question.

The main reasons for not renewing are similar to the reasons for not renewing regularly:

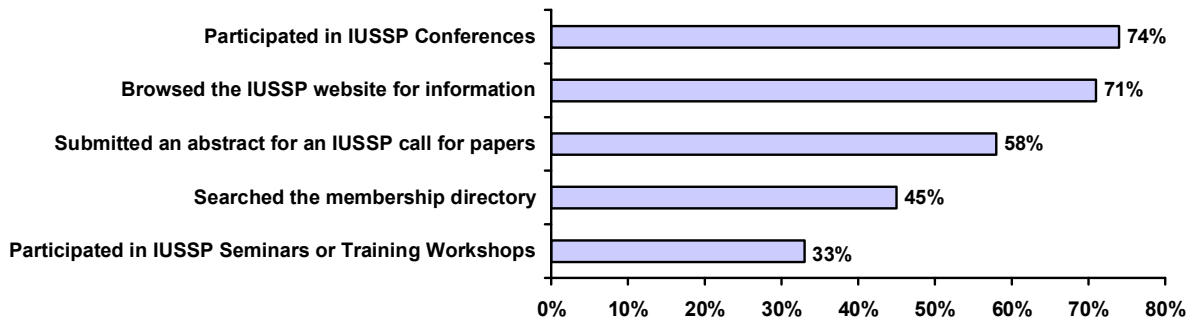
- cost (63 respondents, especially for developing country members and for developed country students**);
- difficulty to pay online in euro or USD (28 respondents, mainly Africa and a few from Asia);
- because they forget (16 respondents).

III/ What members do

Q5/ Among the following items, which have you done as a member? (Tick as many as apply)

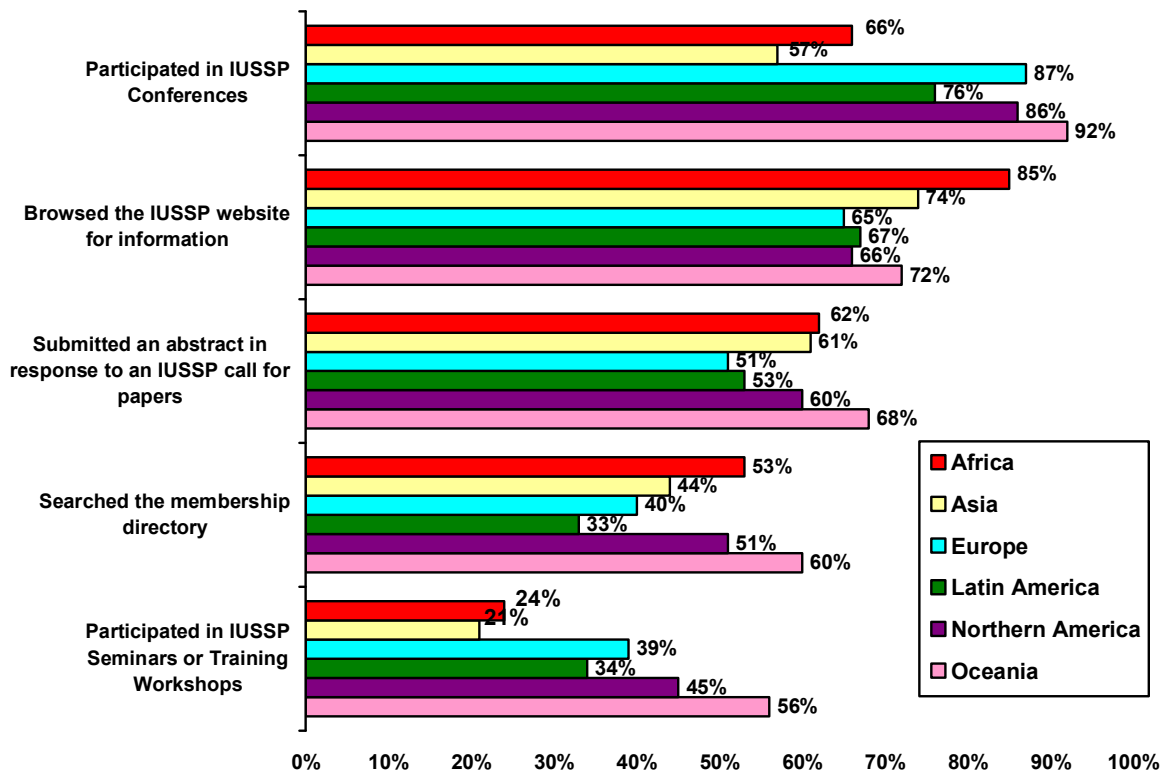
Among a list of things respondents declare they have done, 74% declare that they have participated in IUSSP Conferences, followed by 71% who declare that they have browsed the IUSSP website for information; 58% of respondents have submitted an abstract; only 45% declare that they have searched the membership directory and 33% have participated in an IUSSP seminar or workshop.

Q5/ What members have done



Browsing the IUSSP website is the "activity" done by the greatest proportion of members in Africa (85%) and Asia (74%), far more than attending an IUSSP Conference (respectively 66% and 57%), which shows how important a resource the website is for these respondents, who are less likely to attend a Conference or a seminar.

Q5/ What members have done by Region

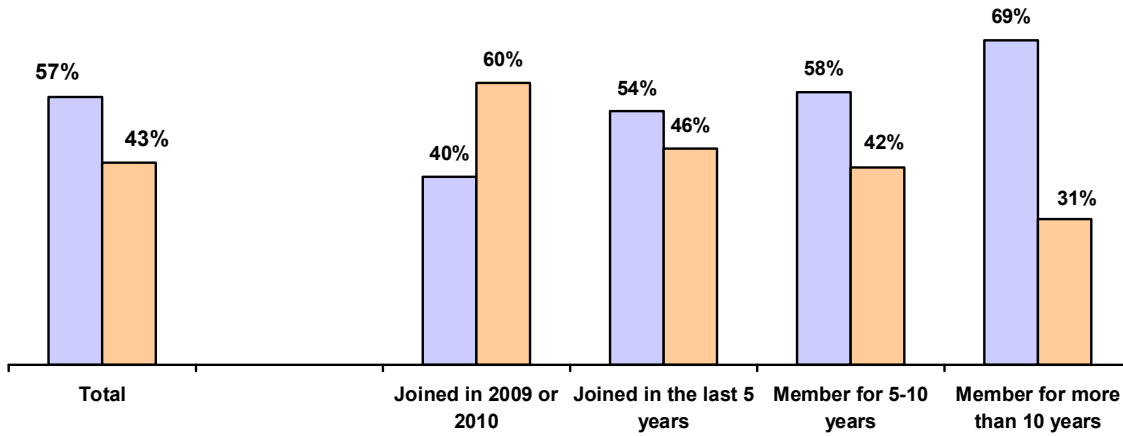


Q6/ Has being a member of the IUSSP or participating in IUSSP activities resulted in your making contacts that have lead to new collaboration with colleagues from other countries?

A majority of members declare that being a member of the IUSSP or participating in IUSSP activities resulted in their making contacts that have lead to new collaboration with colleagues from other countries (57%); this proportion increases with the number of years of membership.

Q6/ Impact of membership on professional collaboration

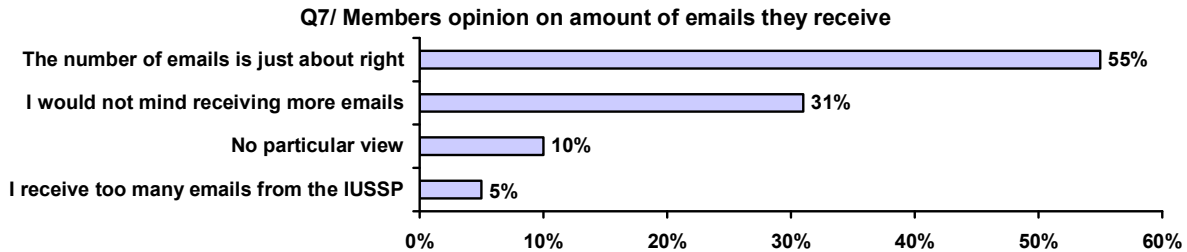
- Yes, made contacts that have lead to new collaborations
- No, have not made contacts that have lead to new collaborations



IV/ Emails

Q7/ The IUSSP regularly sends emails to members to provide information on population related activities, publications, positions, etc. What is your personal view regarding the number of email announcements you receive?

Only a very small minority of respondents declare that they receive too many emails from the IUSSP (5%), while 55% declare that the amount is just about right and 31% would not mind receiving more (55% for respondents from African).

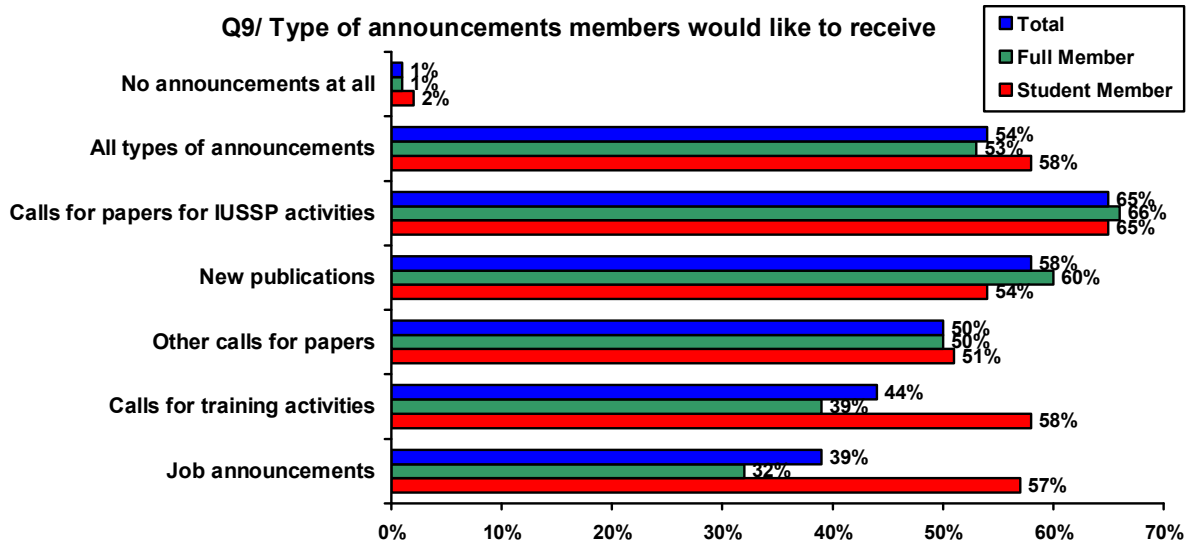


Q8/ Would you like to be able to select the type of emails you receive from the IUSSP?

A very slight majority of respondents say they would like to be able to select the type of emails they receive (53% vs. 47%).

Q9/ If you could select the type of emails you receive, which kind would you be interested in? (Tick as many as apply)

A slight majority of members would choose to receive all IUSSP announcements (54%) and only 1% would like to receive no announcements at all. Among the types of announcements that would be selected in priority, Calls for papers come in first (65%), followed by new publications (58%) and other calls for papers (50%). Calls for training activities and job announcements would be selected by only 44% and 39% of respondents but they are far more popular among Student Members (58% and 57% respectively).



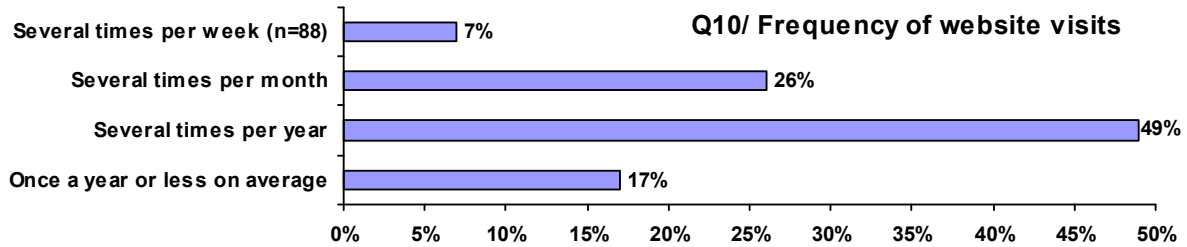
Other types of email announcements that respondents would like to be able to select include:

- possibility to select emails by area/topic;
- information on IUSSP members, activities and about IUSSP governance;
- new research findings, articles, services, updates;
- information on awards, fellowships, grant opportunities, scholarships, internships, etc.;
- available databases on the net, state of World Pop briefs;
- Members Newsletter and/or periodic bundled & indexed mailing of all announcements.

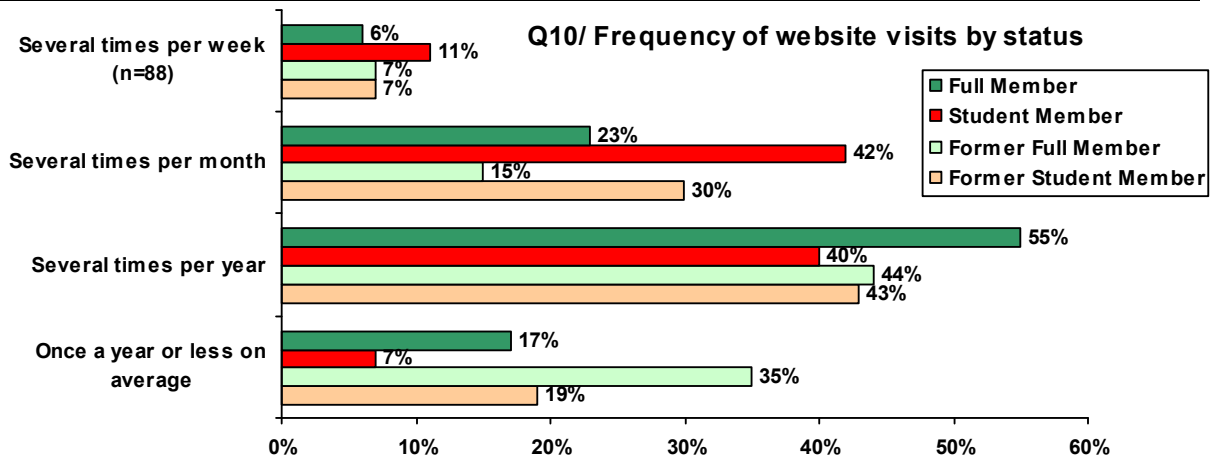
V/ Website

Q10/ How often do you visit the IUSSP website?

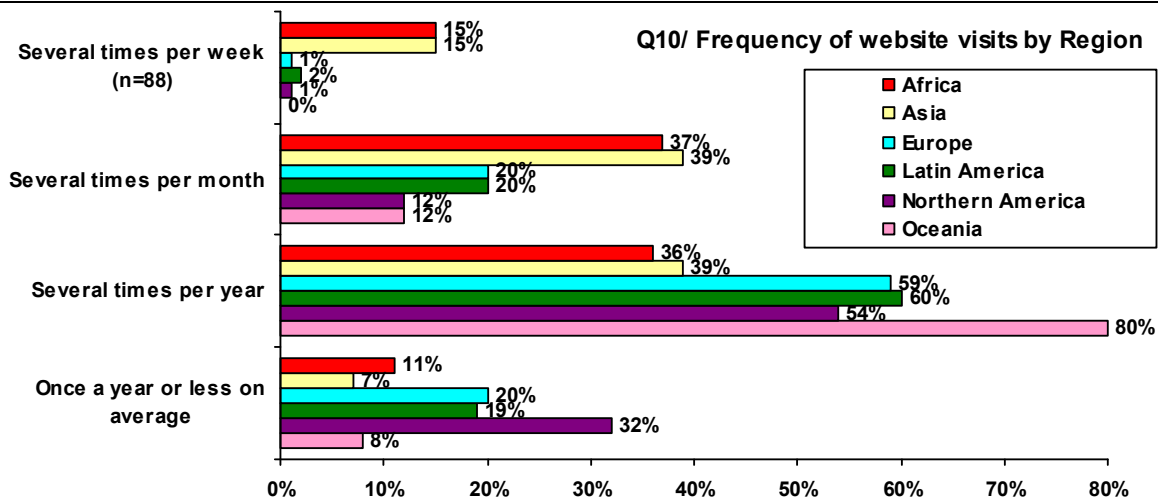
Most IUSSP members visit the IUSSP website several times per year or less (49% several times per year, 17% once a year or less); one quarter of the members (26%) visit the website at least several times per month and 7% declare that they visit the website several times per week*.



Student Members visit the website more often than Full Members (53% vs. 29% visit it at least several times per month).

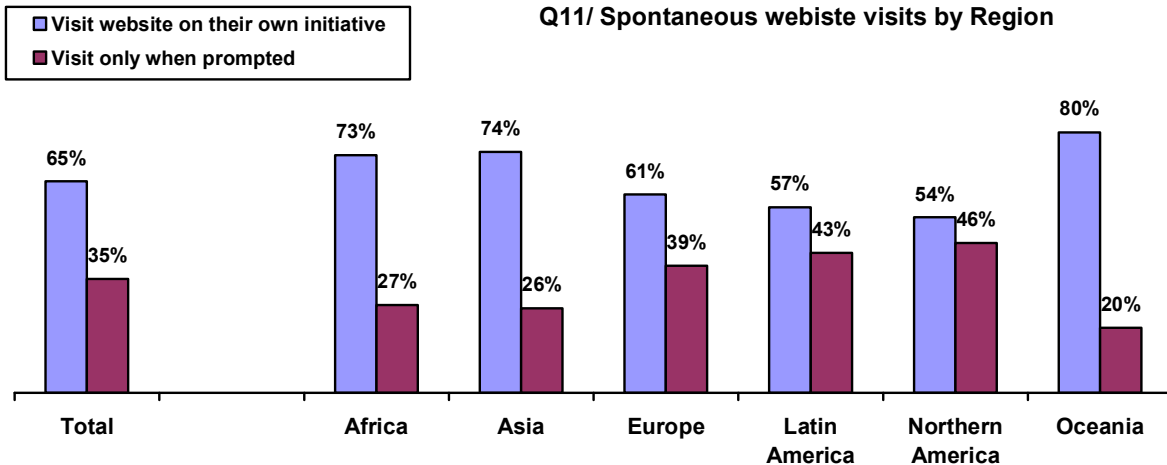


Respondents from Asia and Africa visit the website considerably more often than respondents from other regions (more than 50% visit the website at least several times per month vs. 12% to 22% for other regions).



Q11/ Do you ever visit the IUSSP website on your own initiative, without being prompted by an email announcement?

Two-thirds of members (65%) declare that they sometimes access the website on their own initiative, without being prompted by an email. Respondents from Africa, Asia and Oceania are more likely to visit the website on their own initiative than respondents from North America and Latin America.

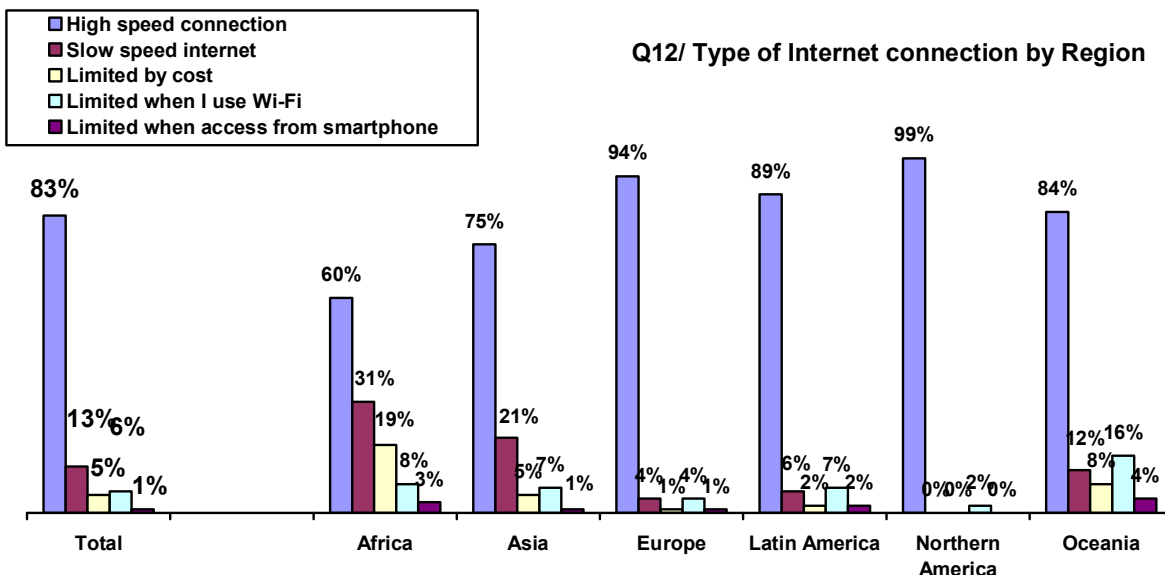


Q12/ What kind of Internet connection do you usually use when you browse the IUSSP website? (Tick as many answers as apply)

The vast majority of respondents (83%) declare that they generally use broadband internet to access the website; only 13% indicate that they usually use a slow internet connection and 5% indicate that they are limited by the cost of their connection. Most of those who have a slow internet connection are based in Africa and Asia: 40% of respondents in Africa and 25% of respondents in Asia have limited access to the internet either because of a slow connection or because of the cost (or both).

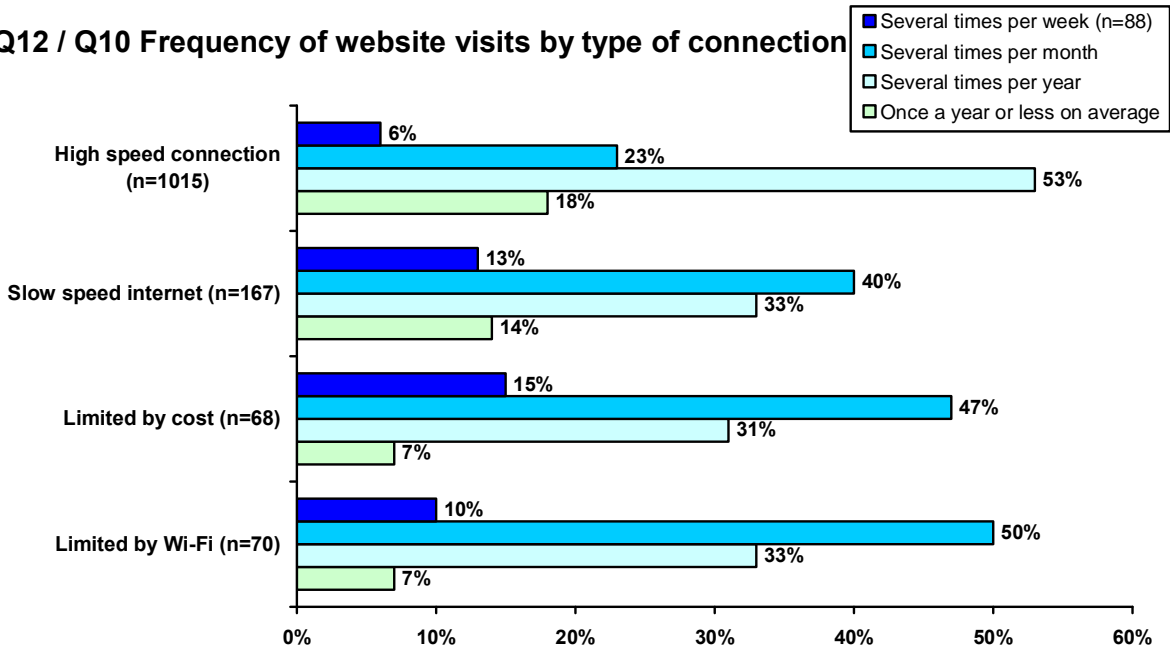
In addition, 6% of respondents declare that they are sometimes constrained when they use wifi but most of these state that most often they use broad-band internet.

Only 17 respondents say they sometimes use their smart phone to access the website (1%).



As shown in the graph below, having a slow internet connection or having to pay to use the internet does not imply that members use the website less often. On the contrary, members with a slow internet connection or who are limited by cost are likely to visit the IUSSP website more often than members with broadband internet.

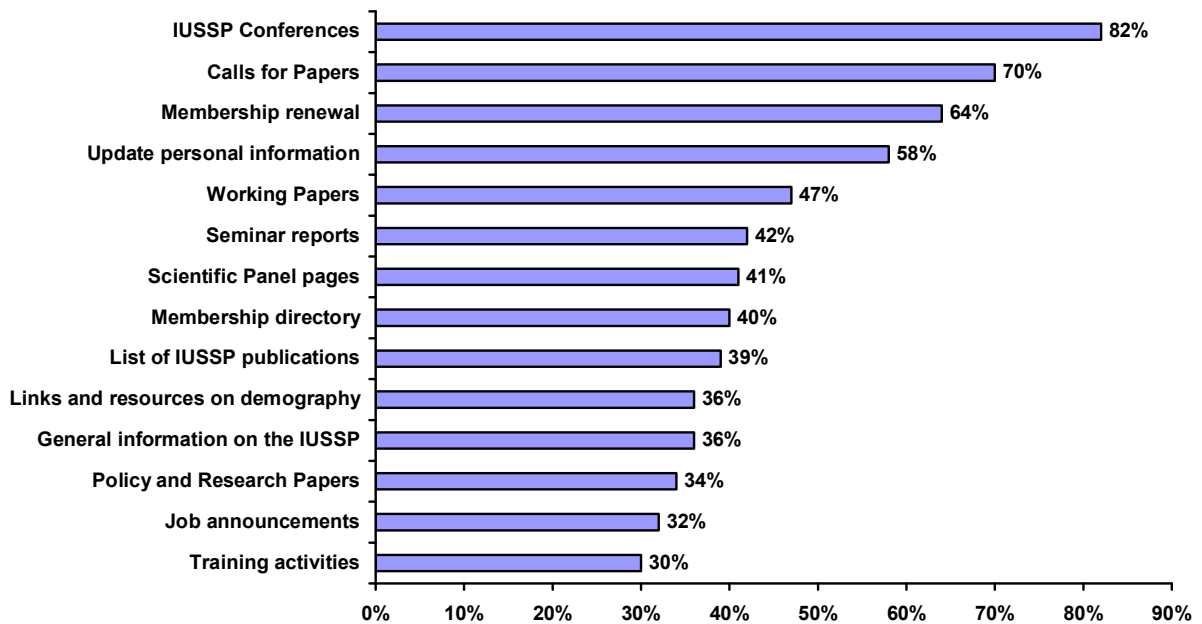
Q12 / Q10 Frequency of website visits by type of connection



Q13/ Have you visited the IUSSP website for any of the following? (Tick as many answers as apply)

The website pages visited by most respondents were pages for the IUSSP International Population Conferences (including the Programme website based at Princeton), visited by 82% of respondents, followed by calls for papers (70%), membership renewal (64%) and update of personal information (58%). Other pages are visited by less than 50% of the members. Obituaries were the only additional pages mentioned in in answers to the open-ended 'other' question.

Q13/ Visited pages on IUSSP website



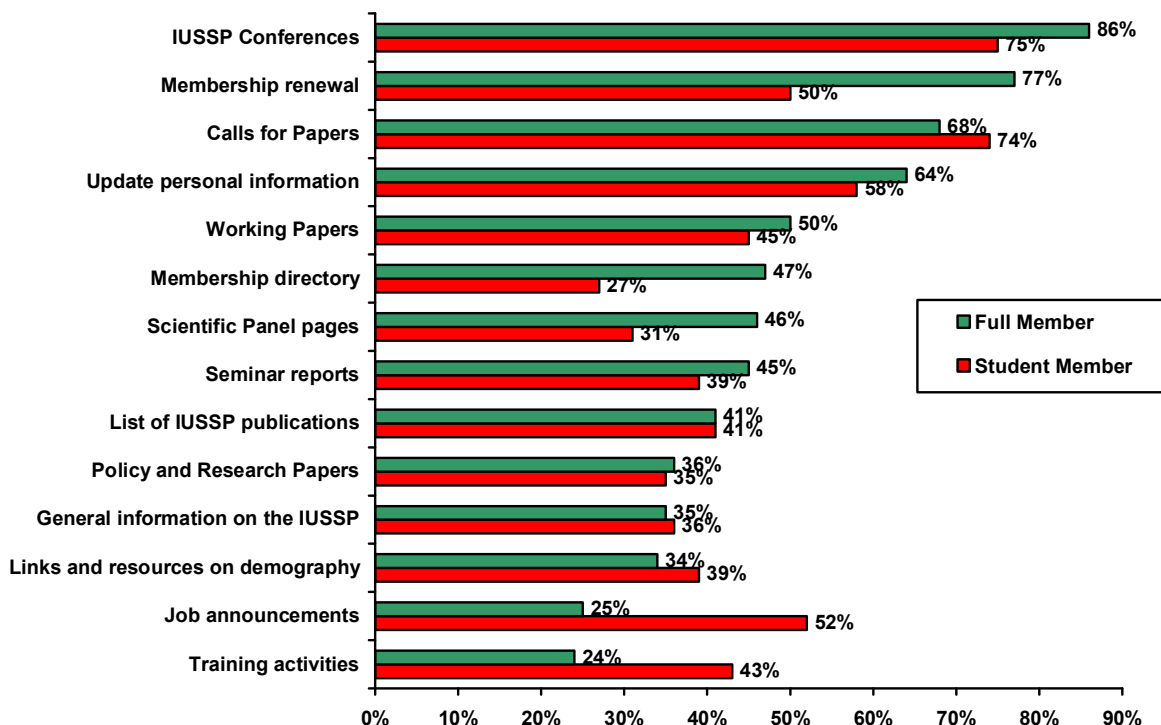
Other types of pages concern more specifically certain categories of members:

Visited website pages: Full Members vs. Student Members

Full members access the Membership Directory far more than students (47% vs. 27%), visit the Scientific Panel pages more (46% vs. 31%) and the Conference pages more than students (86% vs. 75%). They also (logically) visited the membership renewal pages more (77% vs. 50%).

A greater proportion of Student members have visited the Job announcements (52% vs. 25%) and the training activities (43% vs. 24%), but also IUSSP Calls for Papers (74% vs. 68%).

Q13/ Visited website pages by member status



Visited website pages: Region of residence: (See graph on following page)

Cross-tabulations with the region of residence highlight certain specificities that are partly related to the greater proportion of students among respondents from Latin America, Africa and Asia. However, insofar as respondents represent fairly accurately the membership as a whole, these regional specificities should be taken into account. Certain regional specificities are probably related to disparities of proficiency in English.

ÉA greater proportion of respondents from Asia and Africa have visited the following website pages:

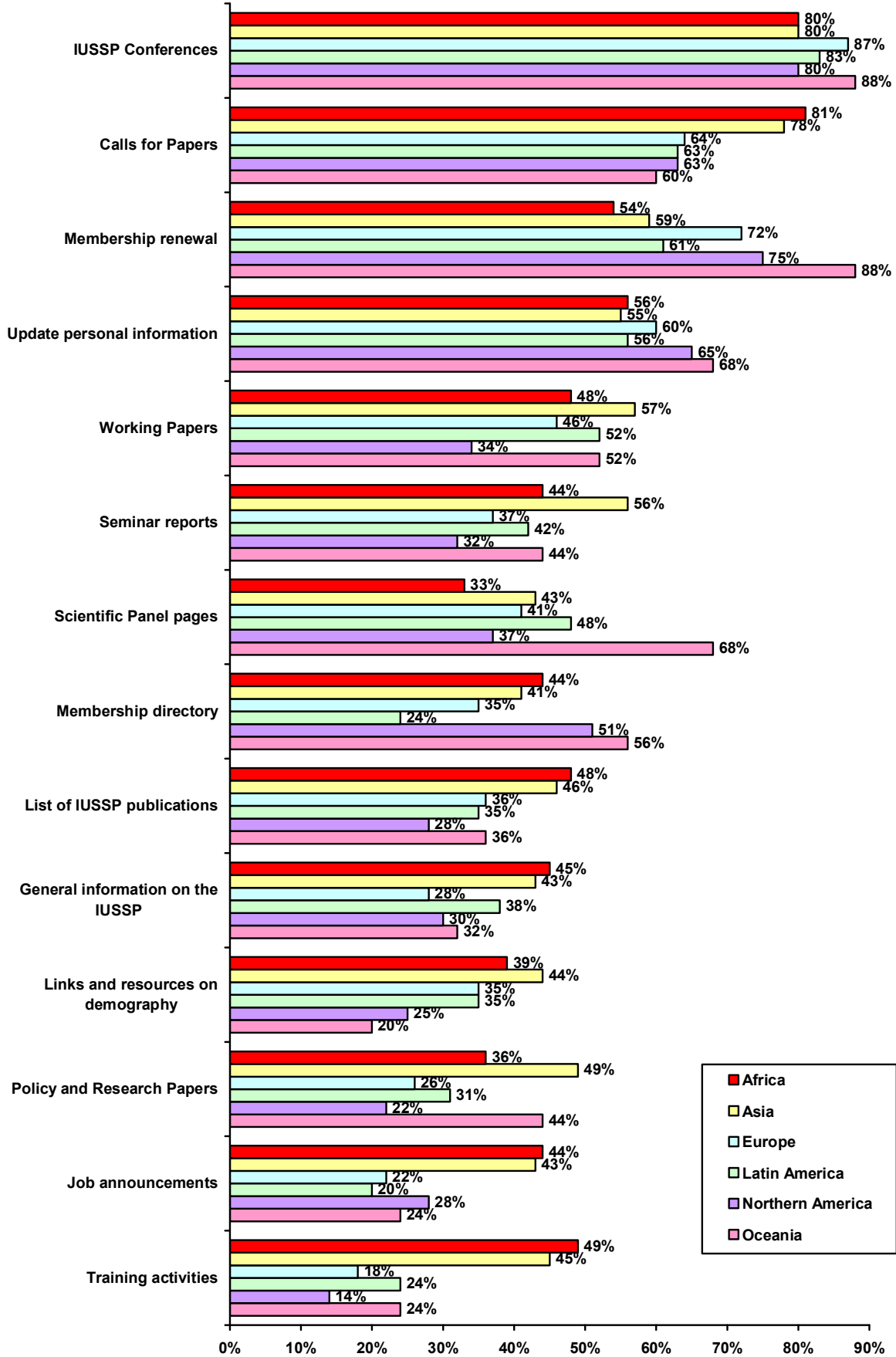
- Calls for papers,
- List of publications,
- Links and resources in demography,
- Jobs,
- Training activities.

ÉIn addition, a greater proportion of respondents from Asia have visited:

- IUSSP Working papers,
- Seminar reports,
- Policy and Research Papers.

ÉThe Membership Directory is used most by respondents from Oceania (56%) and North America (51%), followed by respondents from Africa (44%) and Asia (41%), but very little by Europeans (35%) and Latin Americans (24%).

Q13/ Visited website pages by Region



Q14/ Are there other features that are not presently available on the website that you would personally appreciate and like to be able to use? Please tick whether you consider each feature “very appealing and useful”, “somewhat appealing and useful”, “not at all appealing or useful”, “I don’t know what this feature provides”.

(See graphs on following pages)

Answers to this question provide good indication of which features are considered most useful by members. The question was constructed to determine which features could be seen as most attractive (‘‘Very appealing and useful’’) and which features could be perceived negatively or as not worthy of being provided (‘‘Not at all appealing or useful’’). The ‘‘middle’’ answer (‘‘Somewhat appealing and useful’’) suggests that the members are not as likely to actively use the feature. A final category was added to determine which features were simply not known to members.

For all items except one, the number of respondents who find the feature appealing and useful exceeds those who do not find it appealing or useful.

Three features stick out as particularly appealing to members, with over 50% of respondents rating the feature very appealing and useful:

- ó **An event calendar** (59%);
- ó **A news feed on population issues** (54%);
- ó **A comprehensive search tool for the Membership Directory** (51%).

An **eNewsletter** is also considered very appealing by a relative majority of respondents (47%).

A more complete *Member Profile page* and a *more complete Member Login page*, which are both in theory linked to the more comprehensive research tool, are viewed as appealing by 43% and 35% of respondents respectively which is less than the search tool itself. This suggests that respondents’ interest rests more in the networking aspect (finding other colleagues) than in the presentation of the profiles.

As indicated in several answers to the questionnaire, the *possibility to select announcements* is not considered a priority. Indeed, only very few respondents consider that they receive too many emails from the IUSSP and many respondents would probably select to receive all types of announcements. This may however not be the case 1) for all members (including non-respondents); 2) if we increased the number of emails we send out based on the results of this survey.

The four last items on the list are considered less appealing or useful by respondents:

- ó *Online discussion forums and email list-serves* (30%);
- ó *‘‘Self-run’’ groups/chapters/interest groups* (24%);
- ó *Cyber-seminars* (24%);
- ó *Collaborative wiki pages* (18%).

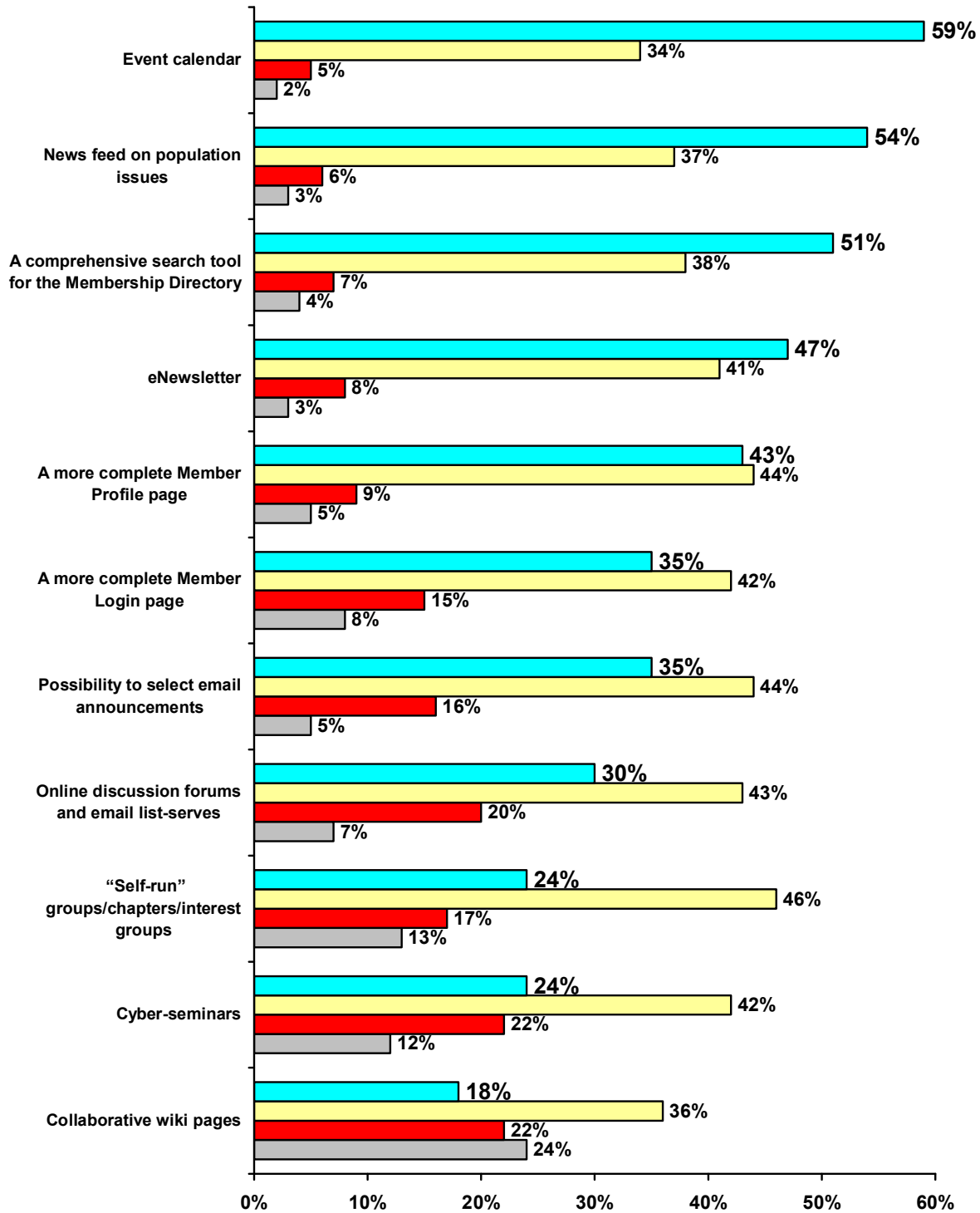
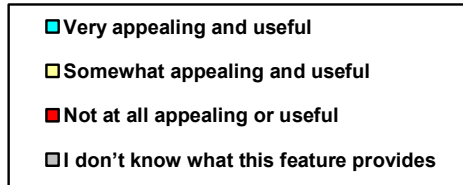
For all items except the wiki pages, the number of respondents who find the feature ‘‘very appealing and useful’’ exceeds the number of those who find it ‘‘Not at all appealing or useful’’. For the collaborative wiki pages, the percentage of those who do not know what the feature provides reaches 24%.

Cross-tabulations by region, age-group and frequency of website visits show some variations, in particular:

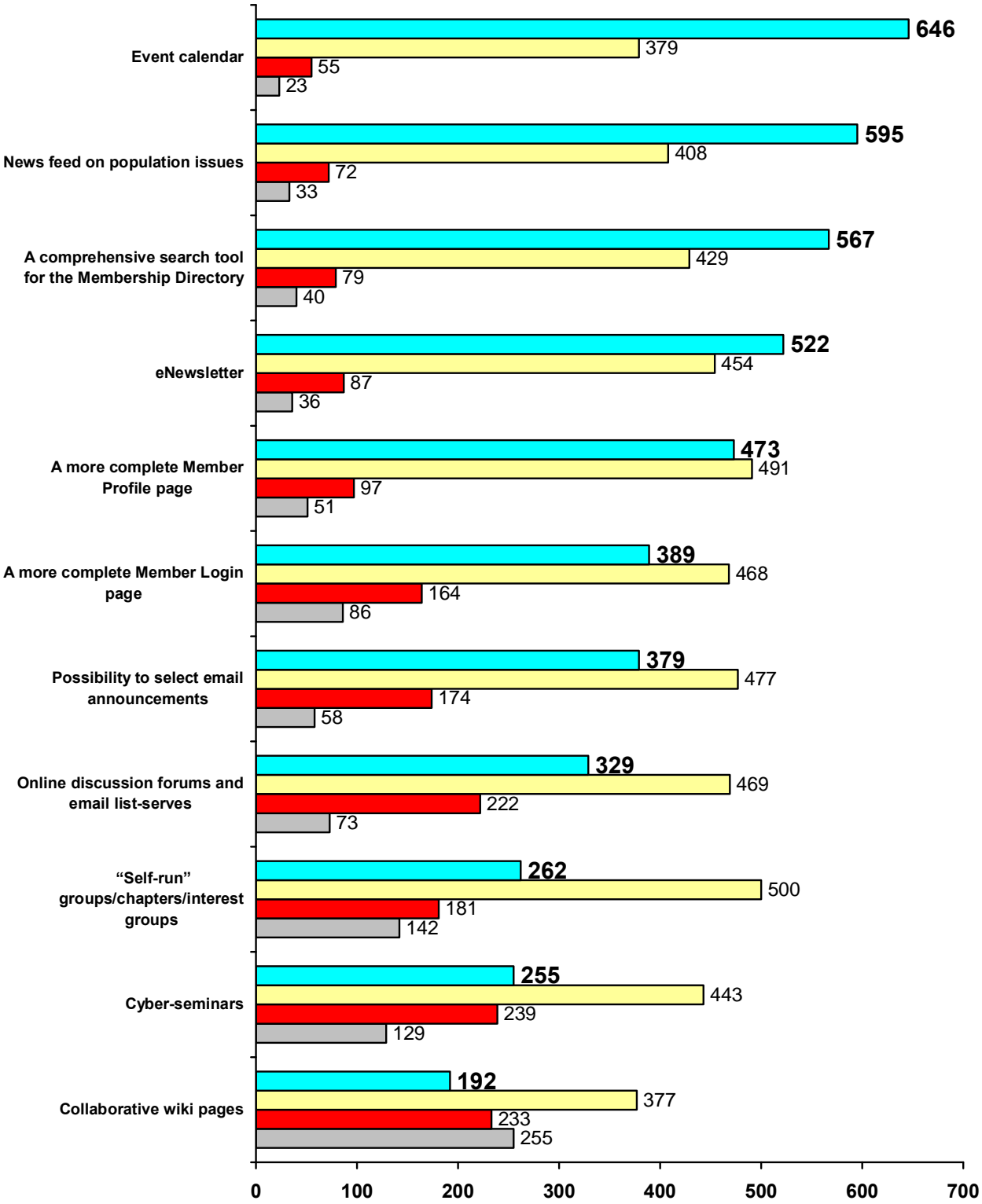
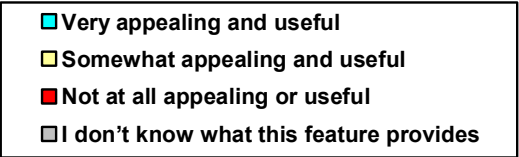
- new website features tend to be more appealing to respondents based in developing countries (Africa, Asia and Latin America);
- the younger the respondent the more likely he/she is to like new website features (especially those that are not the most popular);
- the more frequently the respondent visits the IUSSP website the more likely he/she is to appreciate all the new features.

[For more detail, see graphs in Annex 1.]

Q14/ Most appreciated new features (in %)



**Q14/ Most appreciated new features
(number of respondents)**



Q15/ If enhanced search facilities were available, would you be happy for other IUSSP members to be able to access the professional information you provided? (excluding personal information)

Only 5-10% of the membership appear to be wary of sharing professional information about themselves with other members; 90-95% declare on the contrary that they would be happy for other members to access this information. Answers to this question are consistent with the answers elsewhere that show IUSSP members a strong desire to use the IUSSP Membership Directory to network with their colleagues.

Open-ended comments are basically of two kinds:

- those who want to state in words that this would greatly increase networking possibilities (especially for those working on specific topics);
- those who want to ensure that they can choose which information is displayed.

Comments also include:

- the need to choose information that is likely not to be outdated too fast (e.g. research interests);
- the possibility to post a link to the person's (personal/professional) webpage.

Q16/ Are there any other website features or improvements that you would like to suggest?

Responses to this open-ended question provided a fascinating list of additional suggestions:

[Relevant suggestions provided for other open-ended questions (Q23 and Q24) were incorporated in the list below.]

a) Technical improvements and new features:

1. Search tool

- o A more friendly search tool for the website, in particular for Conference proceedings
- o Searchable abstracts/papers and publications (by keywords)

2. Directory

- o An index by speciality or research theme providing rapid access to the list of appropriate members
- o CV-type profiles possibly with pictures
- o The possibility to add links to members' bibliographies
- o Information on members' personal webpage or social network (e.g. Facebook twitter, etc.)
- o Be able to send a 100-word message to a contact will be useful if that person allows us to do that.

3. Facebook

- o IUSSP Facebook page (would allow feeds into members' facebook pages to keep abreast of developments of the organization)
- o Have an IUSSP "Like" Page on Facebook (IUSSP group page).

4. Miscellaneous

- o A roster for job announcements (*exists but could be improved*)
- o Ability to choose own password (*exists*)
- o A member-restricted section for comments, new ideas, reviews, etc.
- o A section for members' suggestions;
- o A message board
- o Regional population advances and collaborative participation
- o Show current events by region
- o Automatic translation tool for messages sent only in English
- o Facilitate networking among people working on similar topic or living in the same country;
- o Facilitate collaborative studies;
- o Web-forums, blogs, groups of interest,
- o Online manuscript review system (members provide free feedback to a paper uploaded by another member)
- o Newsletter with highlights

- ó In addition to the email announcements, it would be great if we could have the option of being sent a condensed version at the end of each week or day, for example...
- ó More special interest activities, less formal
- ó Panels are great but they carry with them the obligation to run big seminars and publish. There is also a need for small scientific groups who would work together for a number of years and aim at coming up with new state-of-the art (leading-edge) developments in specific fields (being methodological, theoretical, or substantive)

b) Content:

1. Publications

- ó Free access to JSTOR
- ó Online access to many scientific publications
- ó News on papers and books in the population field
- ó Online library
- ó Develop listing of scholarly demographic publications;
- ó Free downloads (e.g. like PRB for the World Population Datasheet)
- ó Free online journals

2. Data

- ó Access to international data (not only reports) on population and statistics
- ó Links to population information database
- ó PRB

3. List of sources for funding, training, population centres, etc.

- ó Funding opportunities in the field of population/demography
- ó Information on fellowships and grants available for population related matters
- ó Information on Training Programmes to enhance the Research Skill of Young Researchers
- ó Webpages devoted to population centres to allow searching of centres, as well as members.
- ó Links to other Population related Professional Associations/Groups
- ó Links to other related professional organisations and specialist websites in the major fields of population studies
- ó List of research institutions working on population and demography

c) Make available information more accessible and visible (and other aesthetic improvements):

- ó The website should be more attractive and appealing and easy to explore the required material.
- ó Be able to watch on video key speakers in Conferences, Seminars, and Workshops, so as to share them with students [*Was done for the Tours conference*]
- ó Prioritise items considered of most interest - accessible from the home page
- ó Update regularly
- ó More information about the groups, seminars, etc. what they are doing, how members can participate
- ó Improve access to online documents
- ó Adobe format information is more interesting visually.

d) Mentoring & training:

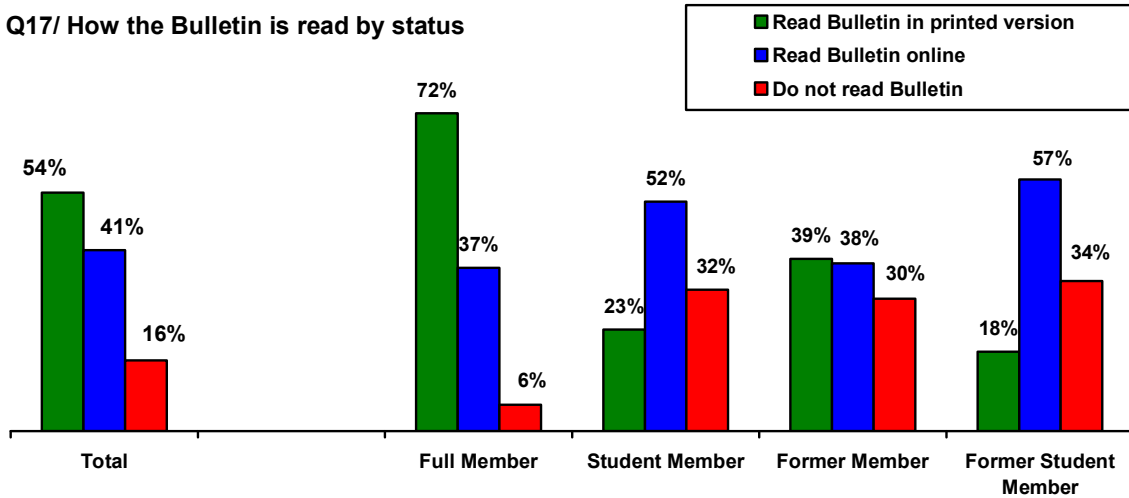
- ó Mentoring for developing country members (provide list of volunteers)
- ó Tutorials for students and if possible courses in demography on video
- ó Student corner where student should write their comments on any topic which will be further commented by senior demographers and rated by them so that everyone will have interest.
- ó Information on how to write a paper, a paper for publication, a poster.
- ó Improve the website to disseminate information on courses, software, publications, etc. (for the South)

VI/ Bulletin

Q17/ Do you read the IUSSP Bulletin, sent twice a year to (full) members and also available online?
(Tick all answers that apply)

A total of 84% of respondents read the IUSSP Bulletin (94% of Full Members), either in print (54%) or online (41%) [or both 12%]. This shows clearly how important the Bulletin is for most members. In addition, it should be noted that 72% of Full Members (the only category that receives the printed version by post) read the printed version.

Q17/ How the Bulletin is read by status



Q18/ What kind of information would you like to find in this Bulletin (that you do not find presently)?

Many comments simply attest that the present Bulletin is satisfactory. In addition, there are a number of suggestions to present information which is already in the Bulletin (though not necessarily in each Bulletin).

Most suggestions for additional information concern:

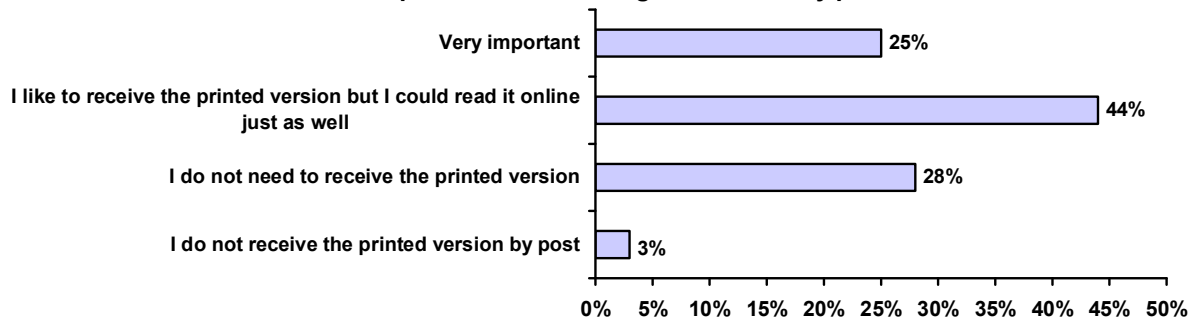
- information about members (their activities, relevant research, achievements, appointments, publications, obituaries, etc.);
- feature articles on population issues (short essays by leading scholars, debates, results of activities, publications, abstracts, etc.).

Four comments suggest that the Bulletin is sometimes received after the deadlines are past.

Q19/ Is it important for you to receive a printed version of the Bulletin twice a year? (Except for Student Associates) – *Filter: Answers of up-to-date Full Members only (n = 716 respondents)*

A large majority of members say they like to receive the printed version of the Bulletin (69%) and one-quarter indicate it is very important for them. Only 28% say they do not need to receive a paper copy.

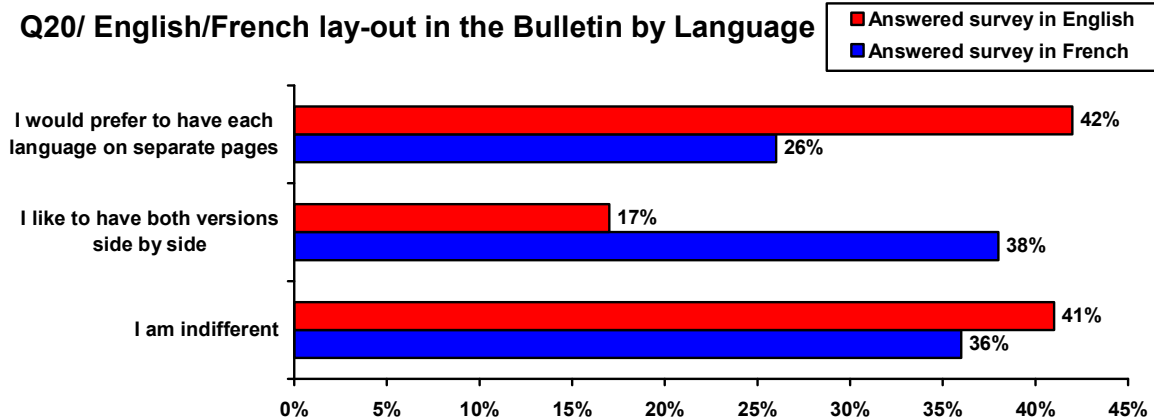
Q19/ Importance of receiving the Bulletin by post



Q20/ How would you prefer the English/French lay-out in the Bulletin?

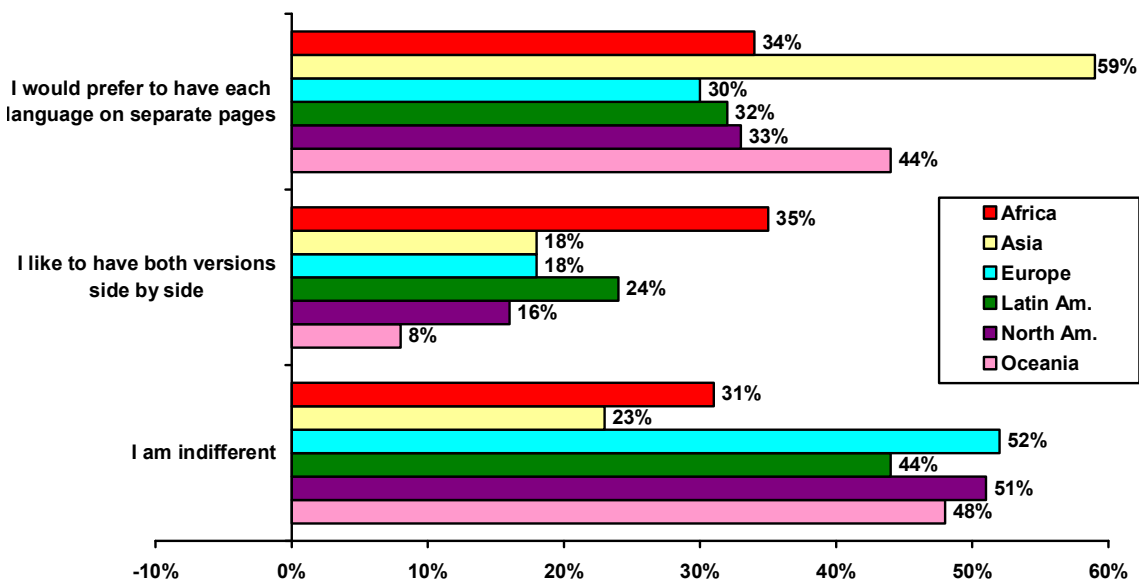
A relative majority of respondents who answered the questionnaire in English (42%) would prefer to have both languages on separate pages. A relative majority of respondents who answered the questionnaire in French (38%) would prefer to have both languages side by side. This confirms that a majority of French speaking members like to use the Bulletin to read information in both languages (for linguistic self-training). Overall, the relative majority is indifferent to this question (40%).

Q20/ English/French lay-out in the Bulletin by Language



The two regions where a large proportion of members wish to have the two versions side by side are Africa (34%), due to the large proportion of Francophone Africans, and to a lesser extent Latin America (24%) because many Latin Americans have a better understanding of French than English and, at least in writing, they can use the French version to help them understand the English. On the contrary, in regions like Asia and Oceania, where there are hardly any French speakers (or other Latin language), a very large proportion of members prefer both languages on separate pages.

Q20/ English/French lay-out in the Bulletin by Region

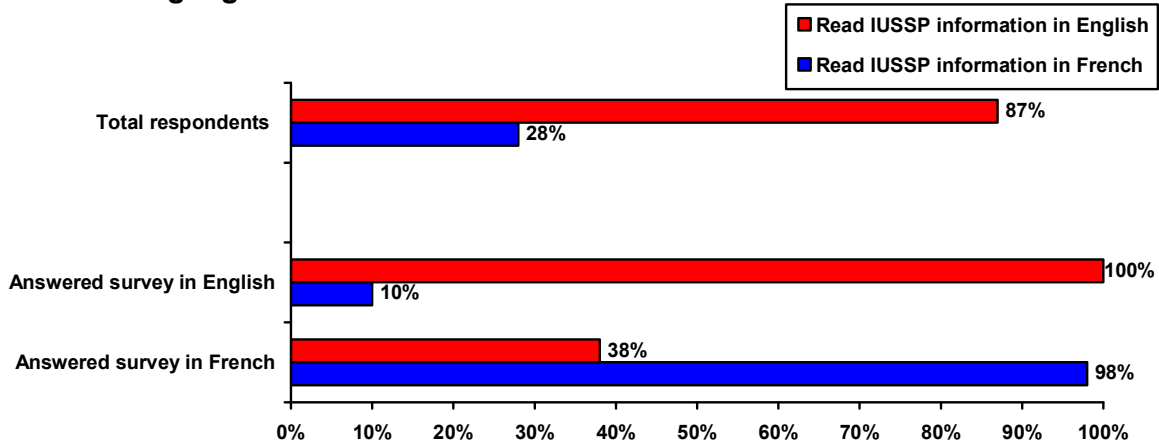


VII/ IUSSP languages

Q21/ In which language do you read information provided by the IUSSP? (Tick both if you actually read IUSSP information in both languages)

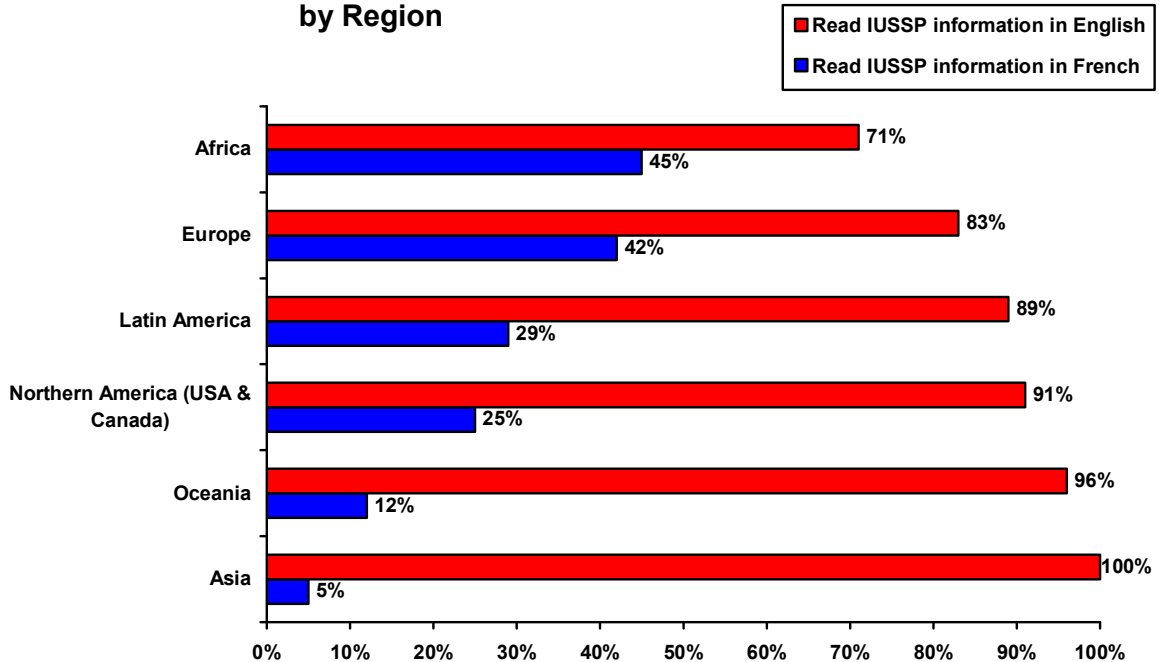
While the vast majority of respondents (87%) actually read information provided by the IUSSP in English, over one-quarter (28%) read it in French ó 15% read it in both languages: 10% of those who answered the survey in English also read information provided by the IUSSP in French and 38% of those who answered the survey in French also read information in English.

Q21/ Language in which IUSSP information is read



The proportion of respondents who read information provided by the IUSSP in French varies considerably depending on the region: 45% of those based in Africa, 42% in Europe, 29% in Latin America and 25% in North America.

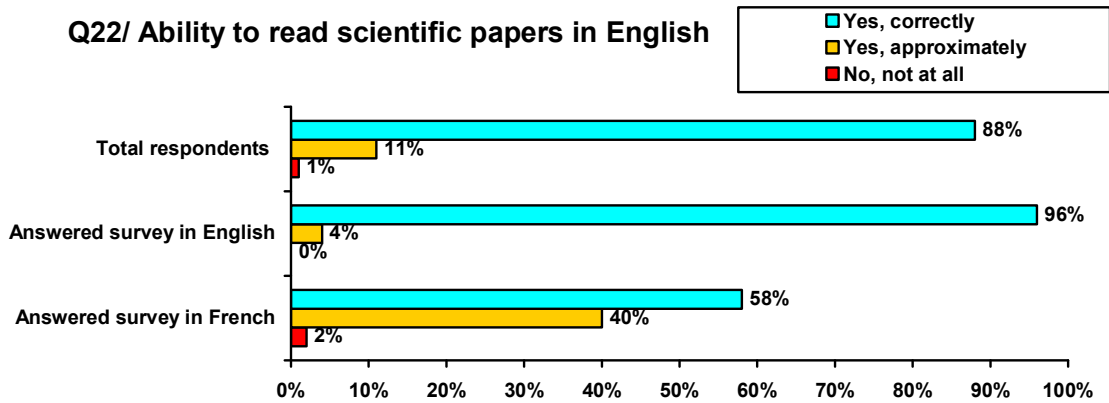
Q21/ Language in which IUSSP information is read by Region



22) Can you read scientific papers in the following languages?

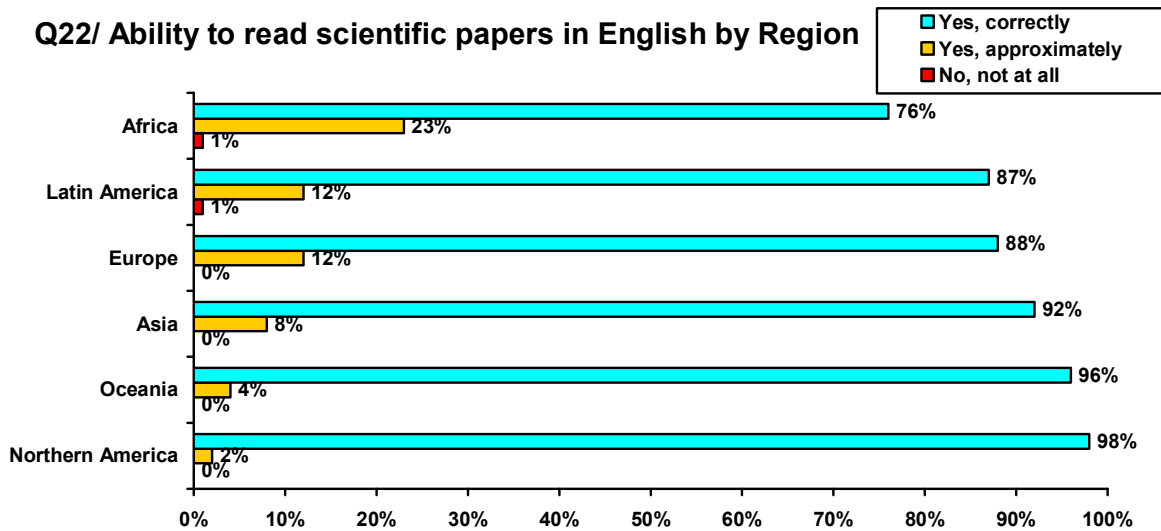
Very few respondents declare that they cannot understand English at all (1%), but 11% declare that they can understand papers written in English only approximately. Among respondents who answered the survey in French, 42% can read only approximately (or not at all) papers in English.

Q22/ Ability to read scientific papers in English



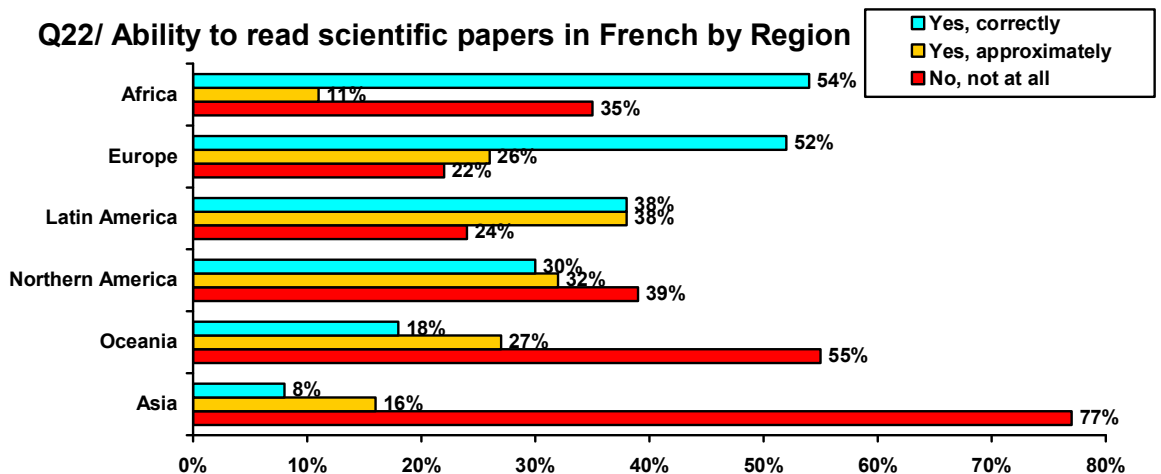
Respondents who declare that they can read only approximately (or not at all) scientific papers in English are based mainly in Africa (24%), Latin America (13%), Europe (12%).

Q22/ Ability to read scientific papers in English by Region



Ability to read papers in French is concentrated mainly in Africa (54%) and Europe (52%), and to a lesser extent Latin America (38%) and North America (30%).

Q22/ Ability to read scientific papers in French by Region



VIII/ Additional suggestions for improvements

Q23/ In your opinion, what should the IUSSP do to improve the service it provides its members? (Ideally at no major additional cost given that funding is constrained.)

24) If you have any other comments or suggestions, please note them briefly in the space below:

[Answers to open-ended questions Q23 and Q24 were merged. Suggestions that pertained directly to website features were incorporated with answers to Q16.]

a) Many remarks indicating that present "service" is fine and/or that improvements suggested in the survey are good or sufficient.

b) Remarks indicating approval for conducting this survey (and if needed should be repeated).

c) Criticism includes that IUSSP should make renewal easier, improve communication, make publication process faster be more transparent, be more inclusive.

c) Suggestions for improvements include:

- Send password occasionally,
- IUSSP should be more visible to non-IUSSP members (not known enough in the US)
- Inform new (and old) members of what is actually available (a large number of requests are for things that are actually provided).
- Inform through mail regarding new addition in the website
- Package information according to specialization within the study of population
- Training on proposal and paper writing
- More regional activities, collaborate with regional associations
- Language: use only English
- Language: translate everything into French
- Language: add Spanish
- Improve membership renewal reminders
- Membership fee that would pay for all major associations (IUSSP, PAA, EAPS, ALAP,)
- Facilitate one-time payments for developing country members
- Member ID card

d) Suggestions related to the International Population Conference include:

- Writing members that their abstract is not accepted is not enough. There should be opportunities for such people to know what is expected so they can scale through next time.
- More transparency in the selection of sessions (present all proposed sessions, those merged and those rejected).
- Brief report of discussion for each session.
- Mentoring for students' papers presented at Conference for publication.
- Help students connect with one another before conference
- Pictures of seminar and conferences.
- Display on the website the criteria of selection of papers submitted for presentation in IUSSP Conferences. Sometimes it is very disappointing not knowing why your paper abstract is not accepted when you and others think it is an excellent paper.

IX/ Respondents socio-demographics

E. What is your gender?		
Female	507	38%
Male	689	51%
<i>No answer</i>	<i>142</i>	<i>11%</i>
Total	1338	100%

D. In which age group are you?		
Under 35 years	278	21%
35 to 49 years	417	31%
50 to 65 years	346	26%
Over 65 years	157	12%
<i>No answer</i>	<i>140</i>	<i>10%</i>
Total	1338	100%

A. In which sector do you work? (Tick as many answers as apply)		
Research institute or university	847	63%
Government	134	10%
Private sector	40	3%
Non Governmental Organization	89	7%
International Organization	78	6%
I'm a student	147	11%
Other*	80	6%
<i>No answer</i>	<i>190</i>	<i>14%</i>
Total	1338	100%

B. In which Region do you reside?		
Africa	221	17%
Asia	288	22%
Europe	316	24%
Latin America	131	10%
Northern America (USA & Canada)	216	16%
Oceania	25	2%
<i>No answer</i>	<i>141</i>	<i>11%</i>
Total	1338	100%

*Other: Mainly retired, but also self-employed (consultant), unemployed, changed profession.

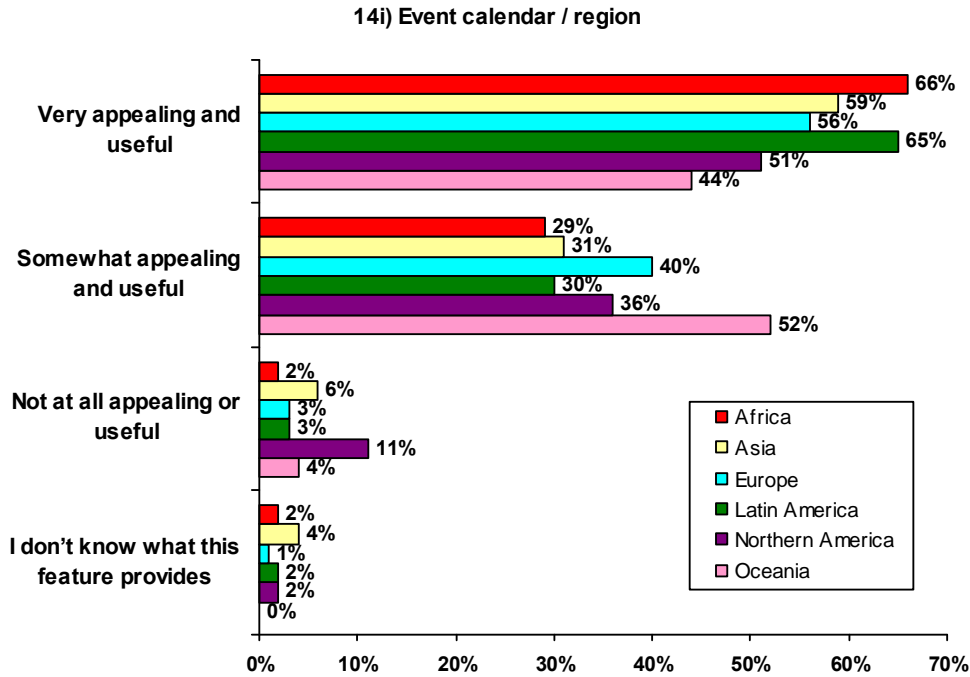
C. In which country do you reside?							
USA	158	Algeria	9	Estonia	3	Croatia	1
India	128	Cameroon	9	Ethiopia	3	Cuba	1
France	65	Sweden	9	Korea (South)	3	Ecuador	1
Canada	48	Togo	9	Latvia	3	Eritrea	1
Nigeria	47	Chile	8	Lesotho	3	Fiji	1
Brazil	42	Uruguay	8	Palestine	3	Gabon	1
Spain	38	Côte d'Ivoire	7	Romania	3	Haiti	1
Italy	35	Senegal	7	Saudi Arabia	3	Hong Kong	1
United Kingdom	33	Botswana	6	Uganda	3	Iraq	1
Mexico	32	Czech Republic	6	Cambodia	2	Ireland	1
China	26	Indonesia	6	Congo	2	Korea (North)	1
Argentina	21	Mali	6	Costa Rica	2	Kuwait	1
Australia	21	Tunisia	6	Denmark	2	Luxemburg	1
Iran	21	Turkey	6	Finland	2	Madagascar	1
Netherlands	19	Israel	5	Greece	2	Malaysia	1
Japan	17	Lebanon	5	Jamaica	2	Malta	1
Burkina Faso	16	Nepal	5	Macedonia TFYR	2	Micronesia (Fed.)	1
Egypt	16	Poland	5	Mauritania	2	Mozambique	1
South Africa	15	Switzerland	5	Niger	2	New Zealand	1
Belgium	13	Viet Nam	5	Singapore	2	Rwanda	1
Morocco	13	Colombia	4	Slovenia	2	Serbia	1
Russia	13	Congo D.R.	4	Sudan	2	Sri Lanka	1
Austria	12	Georgia	4	Tanzania	2	Swaziland	1
Ghana	12	Hungary	4	Ukraine	2	Taiwan	1
Pakistan	12	Jordan	4	Venezuela	2	Tajikistan	1
Philippines	12	Norway	4	Zimbabwe	2	<i>No answer</i>	<i>168</i>
Bangladesh	10	Thailand	4	Afghanistan	1	Total	1338
Germany	10	Benin	3	Azerbaijan	1		
Kenya	10	Bulgaria	3	Bolivia	1		

Annex 1

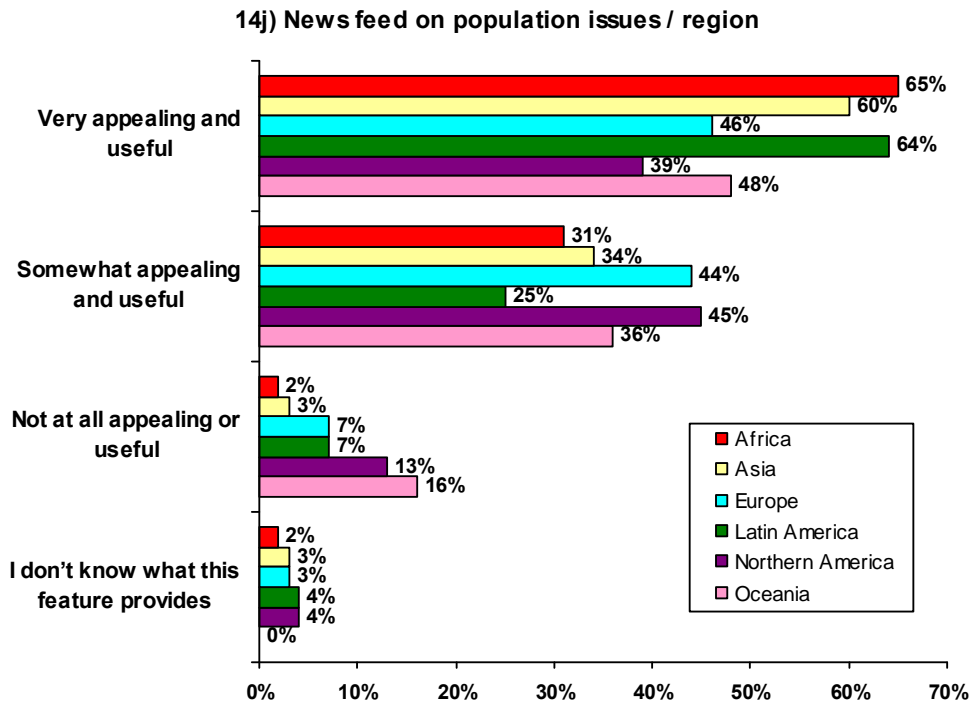
Cross-tabulations of Q14 with Region, age-group and frequency of website visits

Appealing features by Region of residence: 4 examples

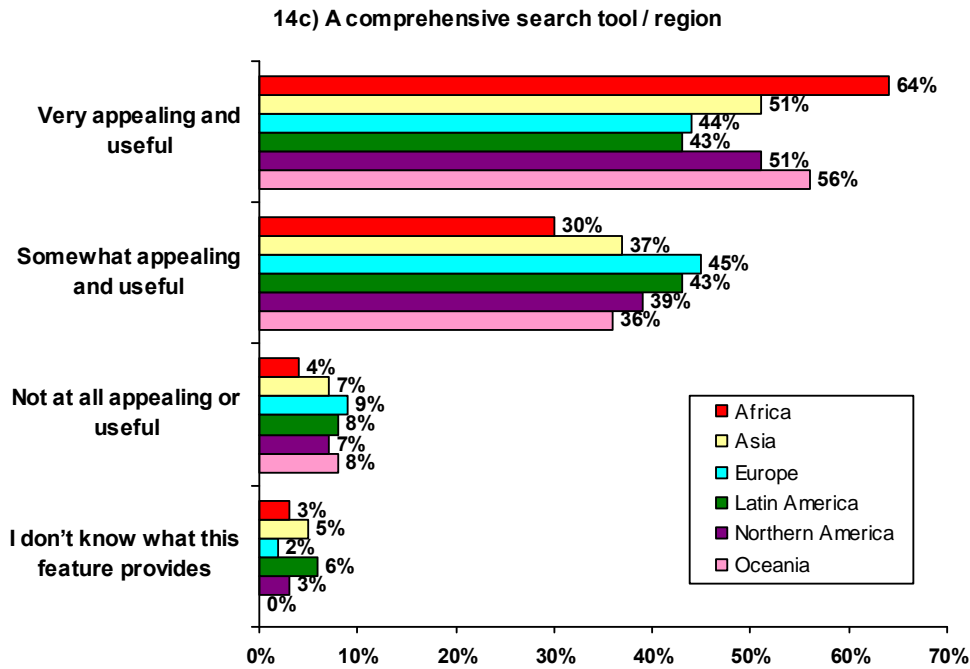
An event calendar would appeal to a majority of respondents in every region but far more to those from Africa (66%) and Latin America (65%) than to North Americans (51%).



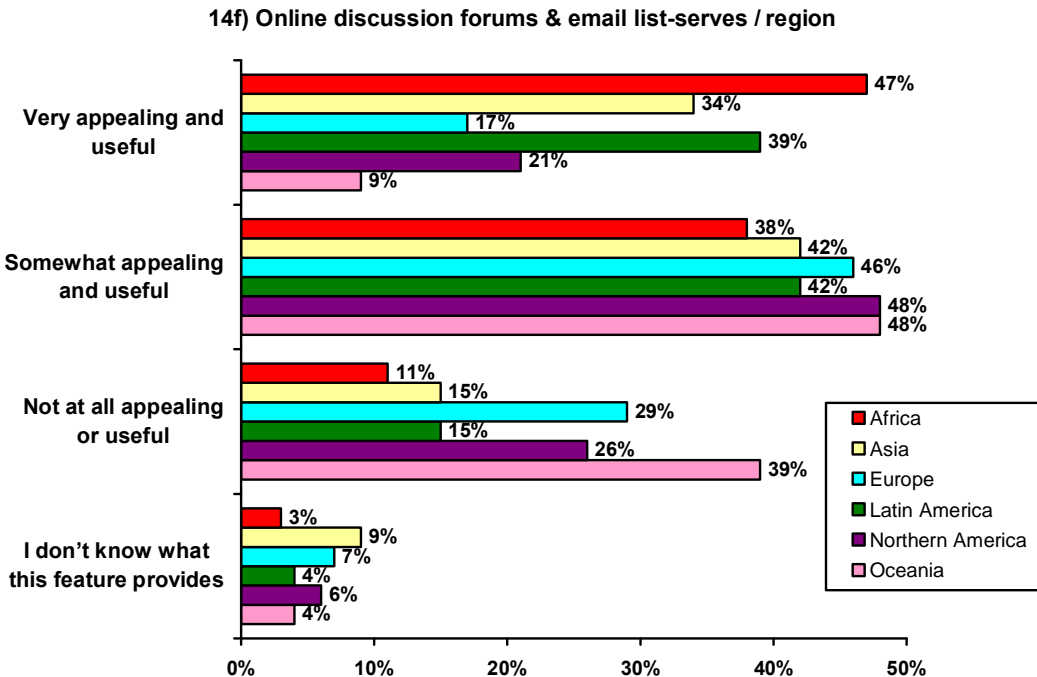
A news feed on population issues would appeal to many respondents, but significantly more to respondents from Africa (65%), Latin America (64%) and Asia (60%) than to respondents from Europe (46%) and North America (39%).



A comprehensive search tool is particularly appealing to respondents from Africa, Oceania, North America and Asia. This is consistent with the responses to Q13 which showed that respondents from those regions are those who most declare that they have used the Membership Directory [58% of those who have accessed the Membership Directory view a comprehensive search tool very appealing and useful].



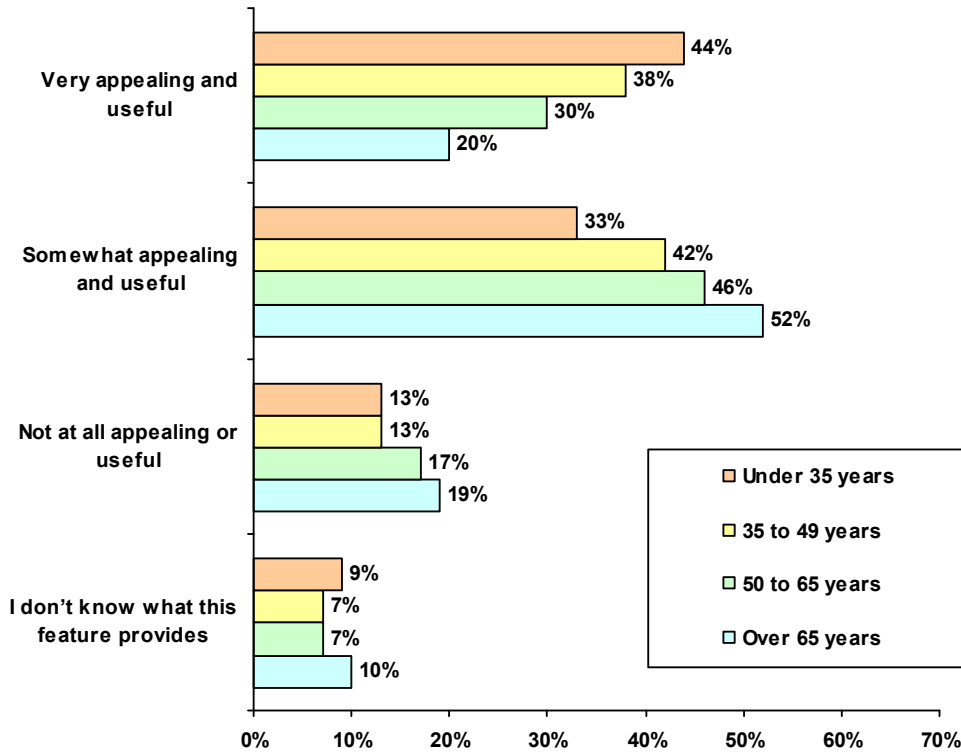
Online discussion forums appeal to a far larger proportion of respondents from Africa (47%), Latin America (39%) and Asia (34%) than in other regions.



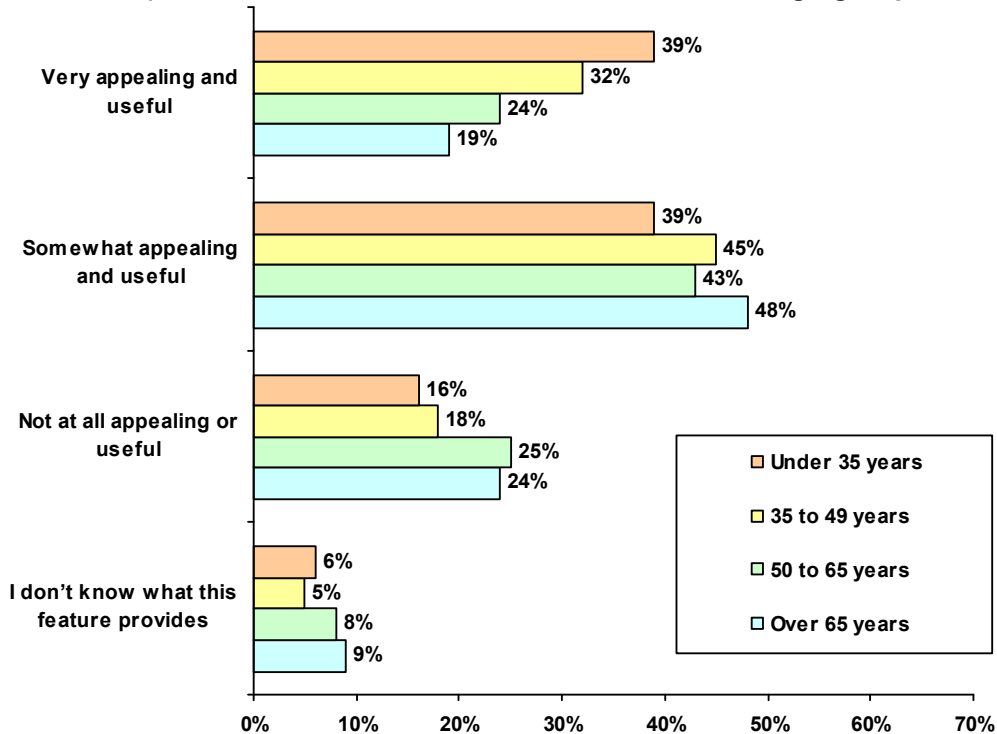
Appealing features by age-group: 4 examples

Features that are closely related to the web culture such as the login page or online discussion forums appear to be strongly related to age. The younger the respondents, the more likely they are to consider a complete member login page or online discussion forums very appealing and useful.

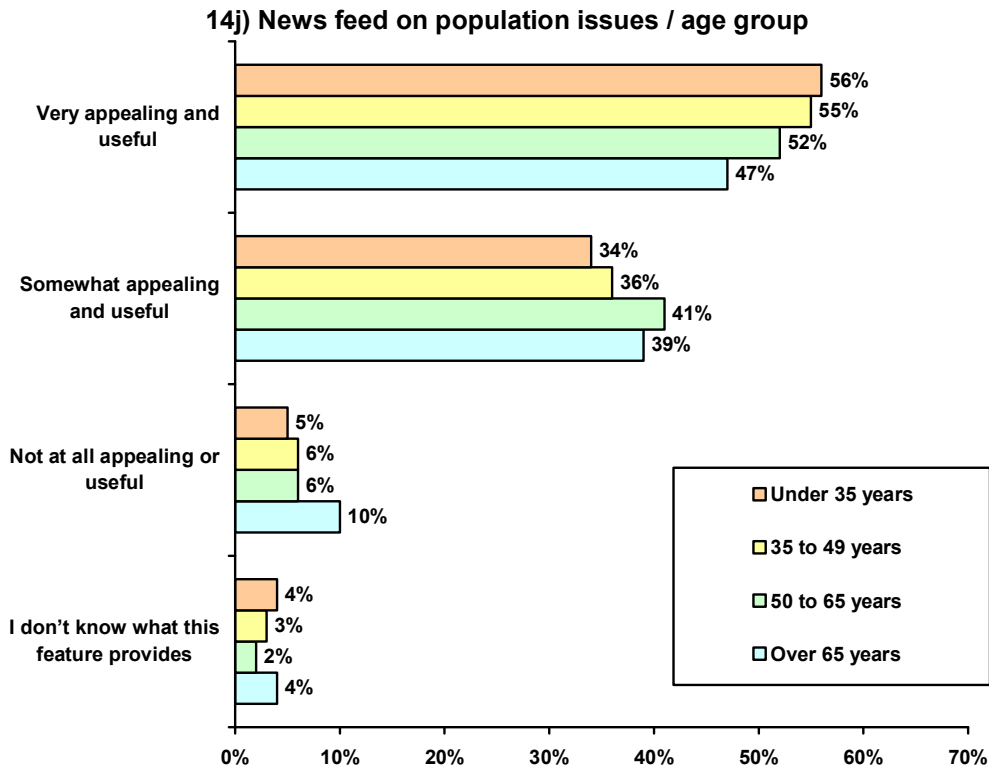
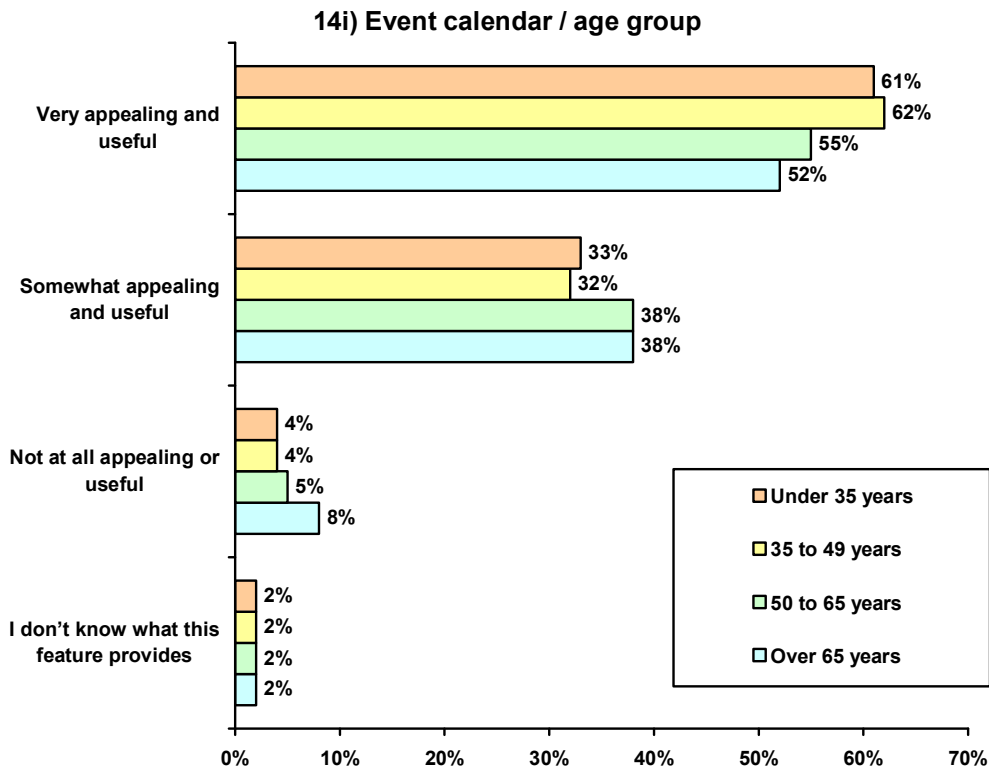
14a) A more complete member login page / age group



14f) Online discussion forums & email list-serves / age group

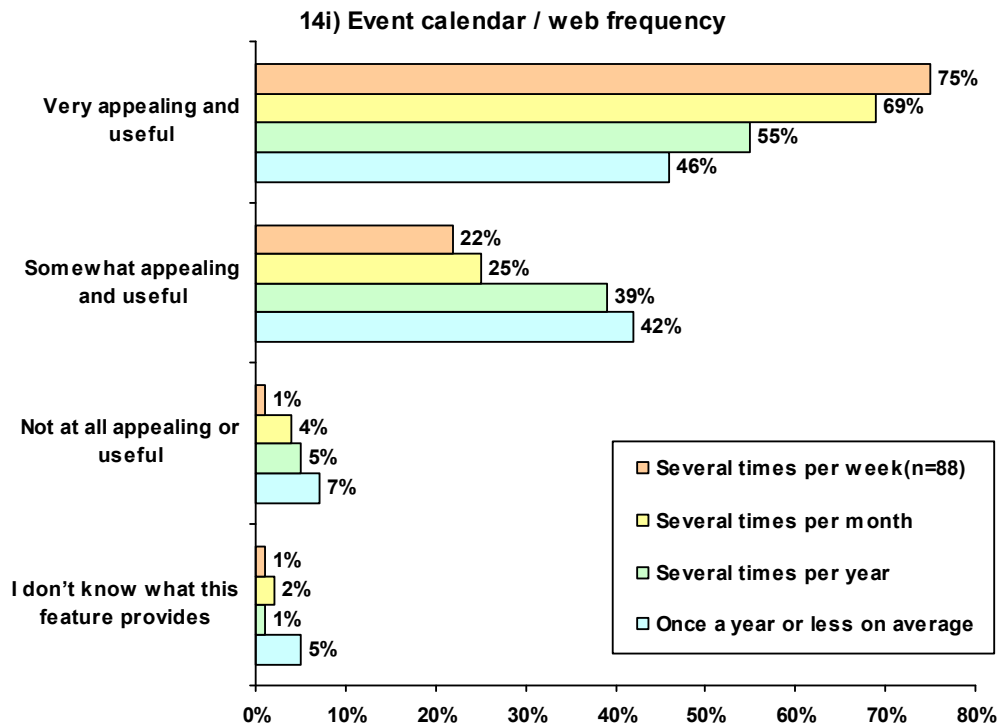
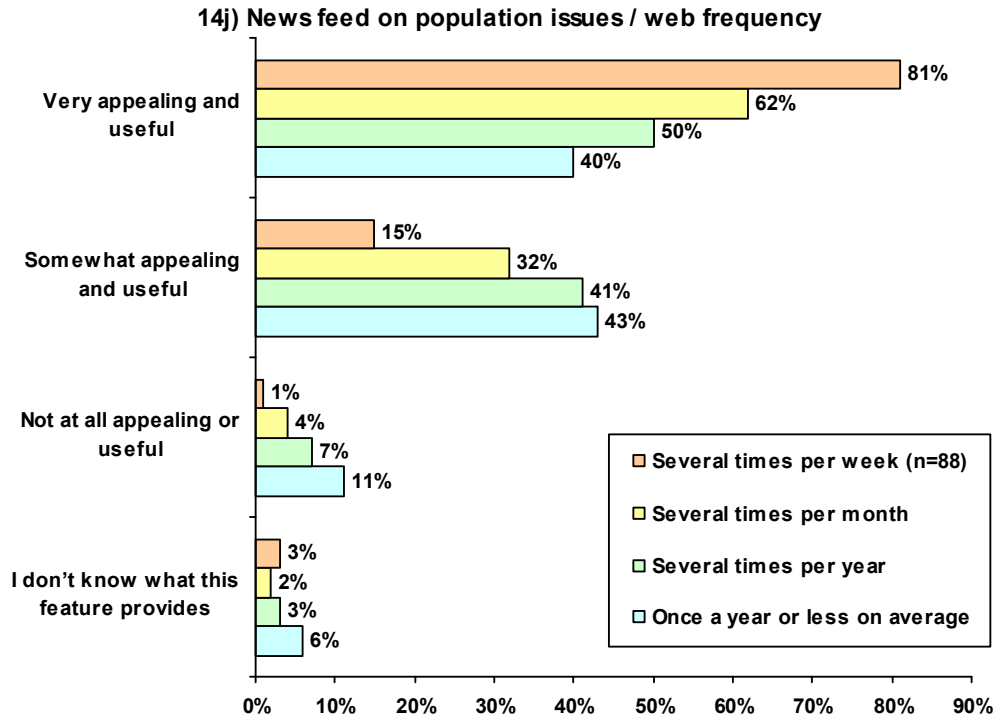


Popular features like the event calendar and the news feed on population issues, which simply convey information, appear to be fairly unrelated to age (at least compared to other new web features).



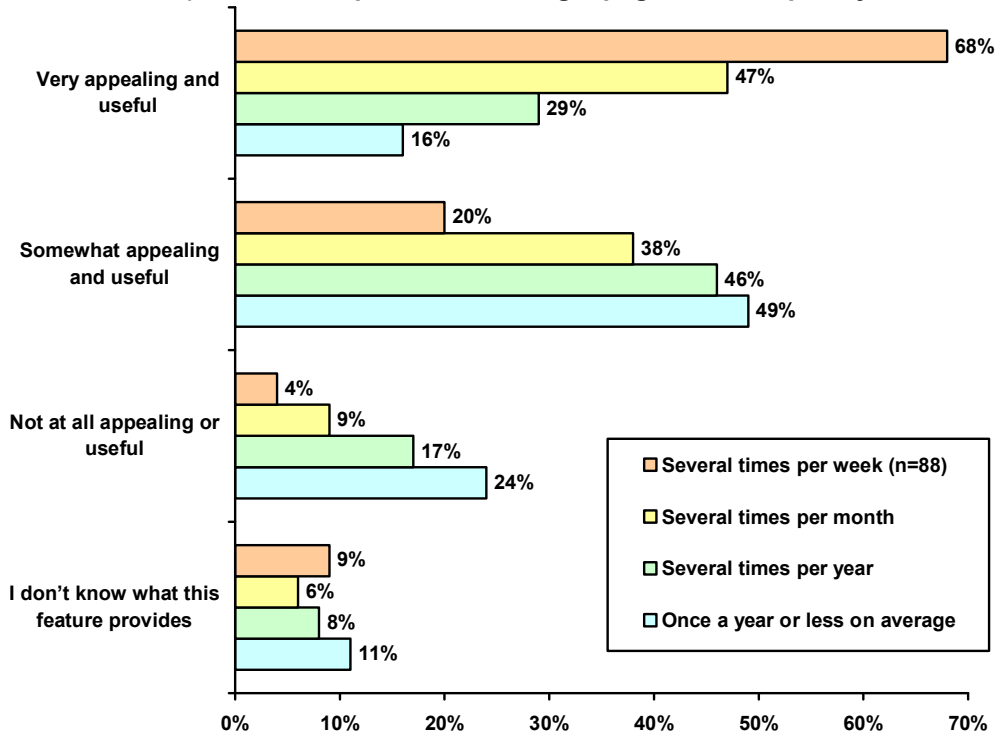
Appealing features by frequency of IUSSP website visits: 4 examples

The usefulness and appeal of most new website features appear to be related to the frequency with which respondents already visit the website. However, it is interesting to point out the attractiveness of certain features even for those who declare that they visit the IUSSP website only several times a year. For example, 50% of respondents who visit the IUSSP website only several times a year would find a news feed on population issues very appealing (and 55% would appreciate an event calendar).

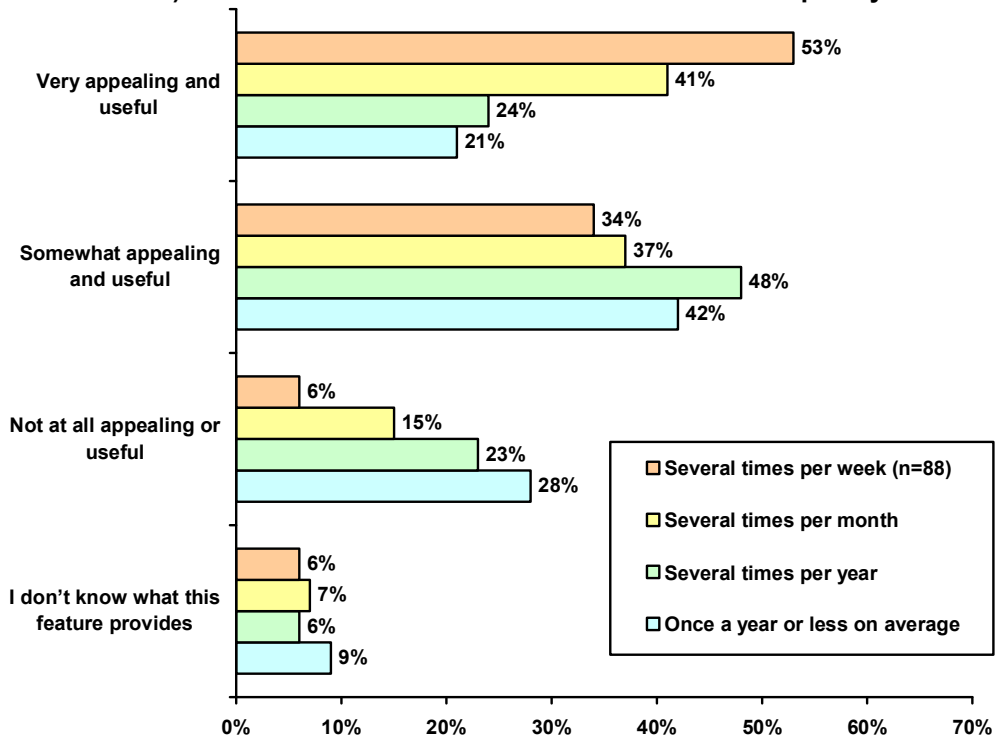


Similarly to cross-tabulations by age-group, features like the more complete login page or online discussion forums appeal mainly to those who already visit the website frequently, at least several times per month.

14a) A more complete member login page / web frequency



14f) Online discussion forums & list-serves / web frequency



Annex 2

Questionnaire for the 2010 IUSSP Membership Survey (English version)

The IUSSP wishes to improve the services it provides its members and is planning to enhance its website. There are many new options and potential features for the website. In order to better address your needs and to help determine new features that members would find most useful or appealing we are asking for your input by filling out this online survey. We also ask a few question regarding the Bulletin, email announcements and languages as well as 5 socio-demographic questions as this is an anonymous survey. The survey will take 5-10 minutes to complete.

“ This is only a survey and the answers you tick will not affect what we can do for you or what you receive as a member.

“ Please do not hesitate to provide comments or suggestions on any topic relevant to the IUSSP in the appropriate text fields.

In which language would you like to take the survey?

- English
 Français

1) Why did you first join the IUSSP?

- I first joined to attend an IUSSP Conference
 I first joined to attend an IUSSP seminar or workshop
 I first joined simply to be part of the network
 Other (please specify)

2) Are you presently a full Member or a Student Member of the IUSSP?

- I am a full Member
 I am a Student Member
 I was formerly a full Member but have not renewed [*Filter → Go to question 3**]
 I was formerly a Student Member but have not renewed [*Filter → Go to question 3**]

3) How many years have you been a member?

- I joined in 2009 or 2010 for the first time
 I joined in the last 5 years
 I have been a member for 5-10 years
 I have been a member for more than 10 years

4) Do you renew your membership every year?

- Yes [*Filter → Go to question 5*]
 No

4b) What are your main reasons for not renewing every year?

[*Filter → Go to question 5*]

3*) For how many years had you been a member?

- I joined in 2009 for the first time
 I joined in the last 5 years
 I had been a member for 5-10 years
 I had been a member for more than 10 years

4*) Why did you not renew your membership?

5) Among the following items, which have you done as a member? (Tick as many as apply)

- Participated in IUSSP Conferences
 Participated in IUSSP Seminars or Training Workshops
 Submitted an abstract in response to an IUSSP call for papers
 Browsed the IUSSP website for information
 Searched the membership directory

6) Has being a member of the IUSSP or participating in IUSSP activities resulted in your making contacts that have lead to new collaboration with colleagues from other countries?

- Yes
 No

7) The IUSSP regularly sends emails to members to provide information on population related activities, publications, positions, etc. What is your personal view regarding the number of email announcements you receive?

- I receive too many emails from the IUSSP
 The number of emails is just about right
 I would not mind receiving more emails
 No particular view

8) Would you like to be able to select the type of emails you receive from the IUSSP?

- Yes
 No

9) If you could select the type of emails you receive, which kind would you be interested in? (Tick as many as apply)

- All types of announcements
 No announcements at all
 Job announcements
 Calls for papers for IUSSP activities
 Other calls for papers
 Calls for training activities
 New publications

Other (please specify)

10) How often do you visit the IUSSP website?

- Several times per week
 Several times per month
 Several times per year
 Once a year or less on average

11) Do you ever visit the IUSSP website on your own initiative, without being prompted by an email announcement?

- Yes
 No

12) What kind of Internet connection do you usually use when you browse the IUSSP website? (Tick as many answers as apply)

- I usually use a high speed connection and am not constrained by time or cost
 I usually use slow speed internet
 My time on the IUSSP website is limited by the cost of my internet connection
 My access is sometimes limited when I use a Wi-Fi connection
 I sometimes access the IUSSP website from my smart phone (Iphone, Blackberry, etc.)

13) Have you visited the IUSSP website for any of the following? (Tick as many answers as apply)

- Membership renewal
 Update personal information
 Calls for Papers
 Scientific Panel pages
 Training activities
 IUSSP International Population Conferences
 Seminar reports
 Working Papers
 Policy and Research Papers
 List of IUSSP publications
 Job announcements
 Membership directory
 Links and resources on demography
 General information on the IUSSP

Other (please specify)

14) Are there other features that are not presently available on the website that you would personally appreciate and like to be able to use?

Please tick whether you consider each feature “very appealing and useful”, “somewhat appealing and useful”, “not at all appealing or useful”, “I don’t know what this feature provides”.

- A more complete (confidential) Member Login page displaying all your professional and IUSSP related information (Contact information, areas of specialization, dues history, groups you belong to, etc.).
- A more complete Member Profile page accessible to other members via the Membership Directory to enhance networking possibilities (with information provided by each member on areas of specialization, current work, publications...).
- A comprehensive search tool for members to search the Membership Directory by area of research or specialization or other criteria available in member profiles (e.g. name, location, groups, profession, employer).
- The possibility for members to select the kind of announcements they wish to receive (calls for papers, jobs, etc.).
- Self-run groups/chapters/interest groups . in addition to the more formal IUSSP Scientific Panels
- Online discussion forums and email list-serves on specific topics
- Collaborative wiki pages
- Cyber-seminars
- Event calendar
- News feed on population issues
- eNewsletter

15) If enhanced search facilities were available, would you be happy for other IUSSP members to be able to access the professional information you provided? (excluding personal information)

- Yes
 No

Add comment if you wish:

16) Are there any other website features or improvements that you would like to suggest?

17) Do you read the IUSSP Bulletin, sent twice a year to (full) members and also available online?

(Tick all answers that apply)

- Yes, in printed version
 Yes, online
 No

18) What kind of information would you like to find in this Bulletin (that you do not find presently)?

19) Is it important for you to receive a printed version of the Bulletin twice a year? (Except for Student Associates)

- Very important
 I like to receive the printed version but I could read it online just as well
 I do not need to receive the printed version
 I do not receive the printed version by post

20) How would you prefer the English/French lay-out in the Bulletin?

- I like to have both versions side by side
 I would prefer to have each language on separate pages
 I am indifferent

21) In which language do you read information provided by the IUSSP?

(Tick both if you actually read IUSSP information in both languages)

- | | Yes, correctly | Yes, approximately | No, not at all |
|---------|---------------------------------------------|---------------------------------------------|---------------------------------------------|
| English | <input type="radio"/> <input type="radio"/> | <input type="radio"/> <input type="radio"/> | <input type="radio"/> <input type="radio"/> |
| French | <input type="radio"/> <input type="radio"/> | <input type="radio"/> <input type="radio"/> | <input type="radio"/> <input type="radio"/> |

22) Can you read scientific papers in the following languages?

- English
 French

23) In your opinion, what should the IUSSP do to improve the service it provides its members? (Ideally at no major additional cost given that funding is constrained.)

24) If you have any other comments or suggestions, please note them briefly in the space below:

A. In which sector do you work?

(Tick as many answers as apply)

- Research institute or university
 Government
 Private sector
 Non Governmental Organization
 International Organization
 I'm a student
Other (please specify)

B. In which Region do you reside?

- Africa
 Asia
 Europe
 Latin America
 Northern America (USA & Canada)
 Oceania

C. In which country do you reside?

Country of residence:

D. In which age group are you?

- Under 35 years
 35 to 49 years
 50 to 65 years
 Over 65 years

E. What is your gender?

- Male
 Female